

DESIGN VERIFICATION TEST REPORT

Test Item Interscale M

Identification Interscale M 14825-397
Fan ebm-papst 4412 F

Test Order Determine the total air flow and the acoustic noise of the case

Reported by Daniel Dörflinger

Date 18.09.2013

Signature



Daniel Dörflinger
Head of Test Lab Climate Control

Schroff GmbH
Langenalber Str. 96 - 100
75334 Straubenhardt,
Germany Office
+49.7082.794.624
Fax +49.7082.794.493
daniel.doerflinger@nvent.com

This report consists of 17 numbered pages. The examination results are only related to the equipment under test. This material is proprietary of Schroff GmbH. Any unauthorized reproduction, use or disclosure of this material, or any part thereof, is strictly prohibited. This material is meant solely for the use by Schroff employees and authorized Schroff customers.

Table of contents

1. Assessment.....	4
2. Description of the test.....	4
2.1 Sample(s)	5
2.2 Test resources/equipment	6
2.3 Fan	8
3. Results	9
3.1 Pull cooling with ebm-papst 4412 F and without impedance	9
3.2 Pull cooling with ebm-papst 4412 F and with impedance	10
3.3 Advice-1	11
3.5 Push cooling with ebm-papst 4412 F and without impedance	12
3.6 Push cooling with ebm-papst 4412 F and with impedance	13
3.7 Advice-2	14
3.8 Comparison Push vs. Pull ebm-papst 4412 F.....	15
3.9 Résumé	16
4. Acoustic Noise	17

List of figures

Figure 1 Interscale case fixed to Test stand for air flow volume measurement - 2	5
Figure 2 Interscale case fixed to Test stand for air flow volume measurement - 1	5
Figure 3 Test stand for air volume measurements.....	6
Figure 4 Power supply	6
Figure 5 Measurement equipment	6
Figure 6 Test equipment acoustic noise measurements.....	7
Figure 7 Power supply	7
Figure 8 ebm-papst 4412 F.....	8
Figure 9 Pull cooling without Impedance-1	9
Figure 10 Pull cooling without Impedance-2	9
Figure 11 Impedance	10
Figure 12 Case with Impedance	10
Figure 13 Pull cooling with Impedance	10
Figure 14 Advice-1	11
Figure 15 Push cooling without Impedance-2	12
Figure 16 Push cooling without Impedance-1	12
Figure 17 Push cooling with Impedance-1	13
Figure 18 Push cooling with Impedance-2	13
Figure 19 Advice-2	14
Figure 20 Comparison Push vs. Pull ebm-papst 4412 F.....	15
Figure 22 Measurement setup Acoustic Noise-1	17
Figure 21 Measurement setup Acoustic Noise-2	17

List of tables

Table 1 Pull cooling without impedance.....	9
Table 2 Pull cooling with impedance.....	10
Table 3 Push cooling without impedance	12
Table 4 Push cooling with Impedance-1	13
Table 5 Résumé	16
Table 6 Acoustic Noise	17

1. Assessment

In this report you will find the measurement results of the **total air volume** of the case. The case was tested with the **test stand for air flow volume measurements** (description see page 6) at **normal operation**.

Furthermore you will find the measurement results of the **acoustic noise measurement**. The case was tested at **normal operation**. The description of the test equipment see page 7.

2. Description of the test

On the one hand the case was fixed to the **test stand for air volume measurements**. Operating voltage of the fans was 12V DC and the operating conditions for the fans were **maximum speed**.

On the other hand the case was placed on the floor and tested with the **sound intensity measuring method**. Operating voltage of the fans was 12V DC and the operating conditions for the fans were also **maximum speed and the measurement distance was 0,2m**.

2.1 Sample(s)

The Interscale case was equipped with following components:

- 2x axial fans, ebm-papst 4412 F




Figure 2 Interscale case fixed to Test stand for air flow volume measurement - 1



Figure 1 Interscale case fixed to Test stand for air flow volume measurement - 2

2.2 Test resources/equipment

Total air flow (Test stand for air flow volume measurements)

- Chamber test stand works on the vacuum side in accordance to DIN 24163
- Specially developed from the university of Cologne (Germany)
- Measurements:
 - Air flow volume of fans in cases, cabinets and systems
 - Determination, air drag characteristic curves of filter mats, perforations and openings
 - Fan comparison, air flow volume, speed, power input, power, AC, DC clamping
- Output characteristic curves of fans with characteristic drag curves or characteristic systems curves
- Measurement equipment for the wind tunnel, Linseis Datalogger
- Power supply EA-PS 9080



Figure 3 Test stand for air volume measurements




Figure 4 Power supply



Figure 5 Measurement equipment

Test equipment acoustic noise

- Measurement of the sound intensity in accordance to DIN EN ISO 9614-2
- Determination of the sound power with the results from the sound intensity measurement
- Measurement in all rooms with constant background sound possible
- Determination of frequency spectrums of all measurement areas
- Measurement of sound pressure level
- Measurement of mechanical vibration (oscillating acceleration) with acceleration sensor
- Sound Intensity Investigator B & K – 2260
- Microphone B & K – 4181
- Sound Level Calibrator B & K - 4231
- Power supply EA-PS 9080



Figure 6 Test equipment acoustic noise measurements




Figure 7 Power supply

2.3 Fan

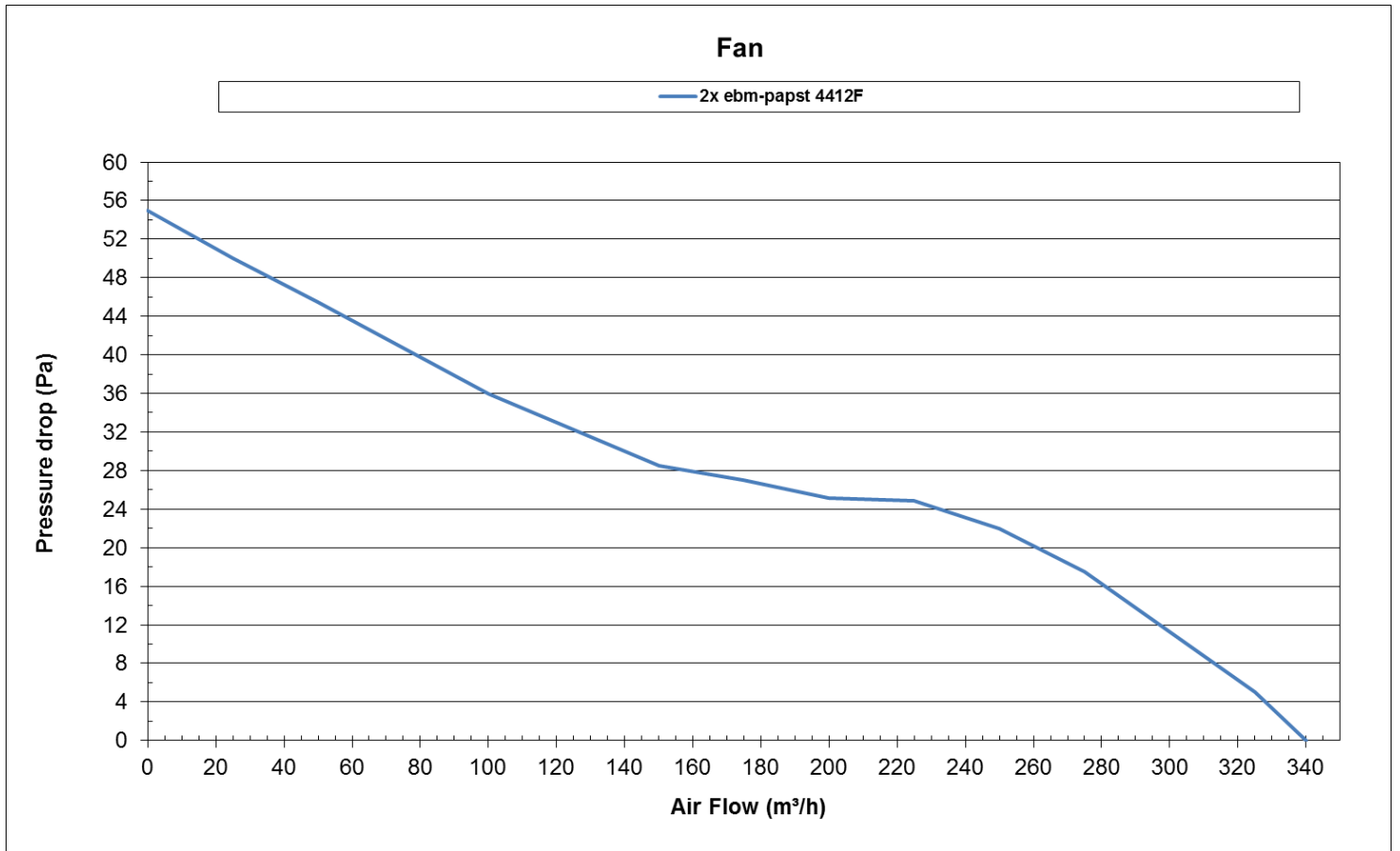


Figure 8 ebm-papst 4412 F

3. Results

3.1 Pull cooling with ebm-papst 4412 F and without impedance




Figure 9 Pull cooling without Impedance-1




Figure 10 Pull cooling without Impedance-2

	without Impedance	
	[m ³ /h]	[cfm]
Bulk air flow	181	107

Table 1 Pull cooling without impedance

3.2 Pull cooling with ebm-papst 4412 F and with impedance



Figure 11 Impedance



Figure 12 Case with Impedance




Figure 13 Pull cooling with Impedance

	with Impedance	
	[m ³ /h]	[cfm]
Bulk air flow	174	103

Table 2 Pull cooling with impedance

3.3 Advice-1

To get the best working point for the fans, the distance between air inlet and impedance has to be approx. 20,0mm.




Figure 14 Advice-1

3.5 Push cooling with ebm-papst 4412 F and without impedance




Figure 16 Push cooling without Impedance-1




Figure 15 Push cooling without Impedance-2

	without Impedance	
	[m ³ /h]	[cfm]
Bulk air flow	194	114

Table 3 Push cooling without impedance

3.6 Push cooling with ebm-papst 4412 F and with impedance




Figure 17 Push cooling with Impedance-1




Figure 18 Push cooling with Impedance-2

	with Impedance	
	[m ³ /h]	[cfm]
Bulk air flow	194	114

Table 4 Push cooling with Impedance-1

3.7 Advice-2

To get the best working point for the fans, the distance between air outlet and impedance has to be approx. 20,0mm.




Figure 19 Advice-2

3.8 Comparison Push vs. Pull ebm-papst 4412 F

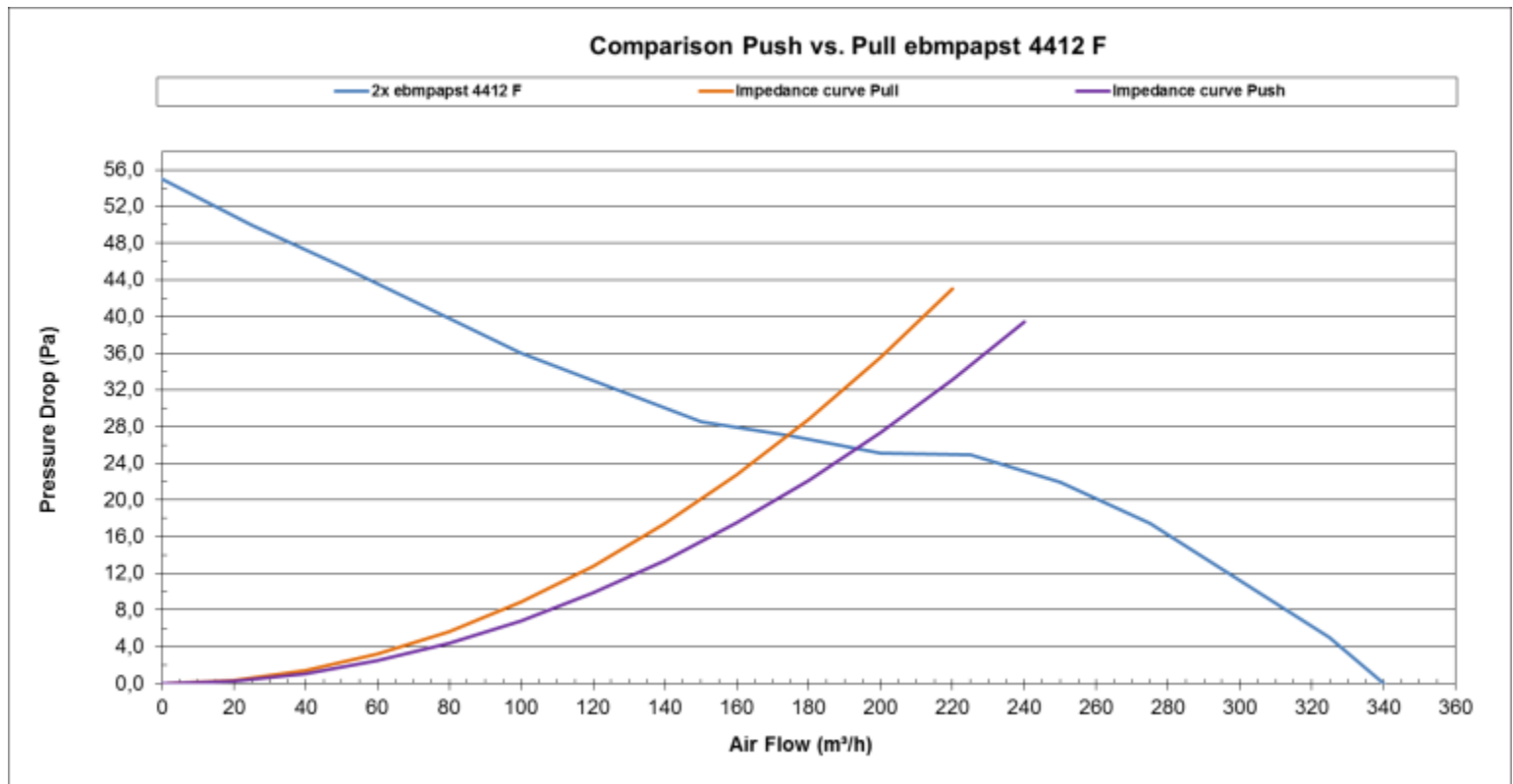


Figure 20 Comparison Push vs. Pull ebm-papst 4412 F

3.9 Résumé

	ebm-papst 412			
	Pull cooling		Push cooling	
	[m³/h]	[cfm]	[m³/h]	[cfm]
Without Impedance	181	107	194	114
With Impedance	174	103	194	114

Table 5 Résumé

4. Acoustic Noise

Fan	Sound Power L_{WA} [dB(A)]	Sound Pressure L_{PA} [dB(A)] 0,2m distance
ebm-papst 4412 F	57,5	59,3

Table 6 Acoustic Noise




Figure 21 Measurement setup Acoustic Noise-1



Figure 22 Measurement setup Acoustic Noise-2