



CONNECT AND PROTECT

# Varistar CP Electronics IP 20

02/2025



SCHROFF

# Cabinets – Varistar CP Platform

**ONE STATIONARY FRAME, ONE MOBILE FRAME, ONE ACCESSORY RANGE: THE VARISTAR CP PORTFOLIO**



Stationary Frame

Mobile Frame

Varistar CP is a versatile cabinet platform that allows identical accessories to be combined with two basic frames.

- Stationary Frame:  
Static Load capacity = 1.600 kg on adjustable feet
- Mobile Frame  
Load capacity = 1.000kg on castors  
Static Load capacity = 1.600 kg on adjustable feet

## VARISTAR CP PORTFOLIO - WHAT IS THE DIFFERENCE -



**UL2416**



**EN 61000-5-7  
IEC 61587-3**



**IEC 60529**



**EN 45545-2**



**Telcordia GR63 Core  
Zone4**



**Advanced security**



**Intelligent Power Distribution**

### Varistar CP:

- more robust than the previous Varistar
- more reliable frame, with non complex assortment
- the doors are more stable with multiple locks available
- more robust side panels and rear panels that are single person mountable
- divided side panels now available for Datacom cabinets
- 19" upright – Datacom (new) and Electronic (as before)
- smartly designed top covers and lifting eyes
- a minimalist and robust base plate, base plinth and adjustable feet; with improved reusability and more IP55 features
- CP IP55 & EMC gaskets are always EN45545 certified and have improved contact on the corner
- improved manageability and ease of assembly
- new UL 2416 compliance in addition to existing compliances
- Varistar CP has multiple configurations tested:
  - IEC 61587-3, tested up to 3 GHz
  - EN 61000-5-7, tested up to 18 GHz

# Cabinets – Varistar CP Platform

## VARISTAR CP OFFERS PRE-CONFIGURED ELECTRONIC CABINETS



(1)



(2)

For the electronics market we offer pre-configured cabinets that can be easily modified and configured to meet project requirements

- Varistar CP Deco Cabinet with 19" panel mounts in Deco Frame(1)
- Varistar CP IP 20 Cabinet, glass front door, steel rear door (2)
- Varistar CP IP 55 Cabinet
  - IP 55 Rack with glass front door and steel back door (3)
  - IP 55 Rack with front door and steel back door (4)
- Varistar CP EMC
  - EMC & IP 55 Rack with base plate without cable entry
  - EMC & IP 55 Rack with base plate with cable entry (5)
  - EMC & IP 20 Rack with fan top cover (6)
- Varistar CP MIL & Seismic
  - Seismic Rack, Bellcore Zone 4, EMC & IP55
  - Heavy duty Seismic Rack, Bellcore Zone 4, EMC & IP55
  - MIL Cabinet
- Varistar CP Datacom/Server
  - Server Rack
  - Server Rack mobile
  - Server Rack side-by-side
  - Cabling Rack

**Note:**

More robust doors with more hinges and locking points:

- IP 20 doors > 38U have 3 hinges
- EMC doors from 33U up to 42U have 4 hinges and locking points, EMC doors 47U have 5 hinges and locking points

All pre-configured cabinets can be transported to the online configurator to make project specific choices for cladding, color and cutouts, etc. Please use the [customize](#) button from the website.



(3)



(4)



(5)

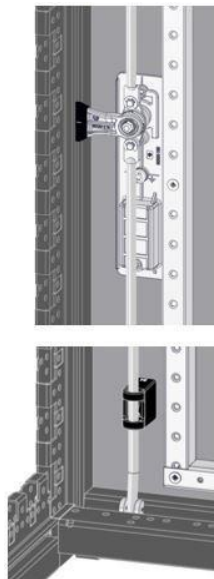
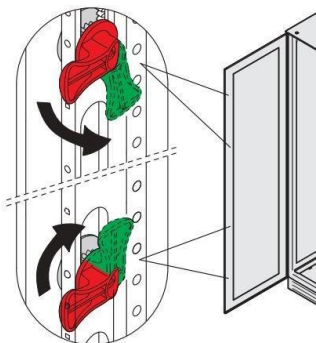


(6)

## SMOOTH-RUNNING AND ABSOLUTELY TIGHT: THE VARISTAR CP LOCKING SYSTEM

EMC door with locking bar

IP20/Server/IP55



Varistar CP provides from 1 all the way up to 5 point locking. The latching system also contributes to the protection class and shielding. The innovative locking bar accepts a variable number of deadbolts, depending on the cabinet height, to ensure the most even compression of the gaskets.

Best of all: activating the locking bar causes the latches to move in the opposite direction. Thus the frictional forces of the bolts are balanced out and a resulting lopsided vertical force on the door is avoided. The doors close easily and with an absolute seal.

EMC doors are fitted with up to 5-point locking or more, IP20 and server doors have up to 3-point locking. We use IP55 and EMC doors for our Seismic applications. Handles for DIN profile cylinder, for ASSA or KABA as well as combination locks are available. Electronic locking systems can also be selected from a huge portfolio.



Round cylinder 1333



Combination code or round cylinder 1333



DIN profile half cylinder



MLR-1000, MLR-3000 and MLR-5000



Handle for Kaba cylinder



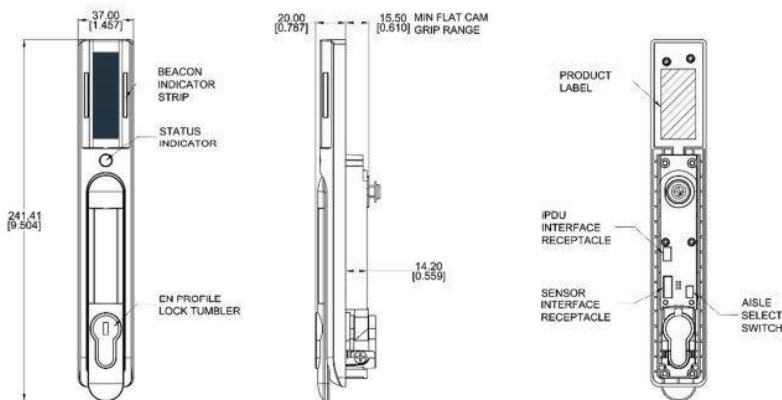
Handle for ASSA Abloy cylinder

# Cabinets – Varistar CP Platform

## ACCESS SECURITY eHANDLE

With the Enlogic Access Security eHandle, you can customize your data center's multilevel security protection. The device controls cabinet door access by requiring users to enter one or more security credentials to gain access.

The system is an intelligence hub for data center rack doors, with security and environmental monitoring to simplify connectivity between the network controller and the PDU. It also manages temperature, humidity, and door-open status. It contains a built-in alarm beacon, and security for single or dual factor authentication. Enlogic's eHandle easily connects to the PDU and is controlled and powered by the PDU.



### Security Access eHandle

EA9502 Security Access eHandle Supports Physical Key Entry and Electronics access

EA9500 Security Access eHandle Supports Physical Key Entry and Electronics access + RFID card reader and Keypad.

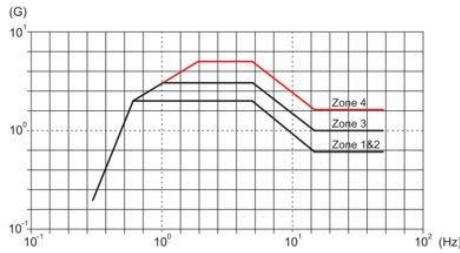
### Technical specifications:

- Operating Temperature: 10 to 60°C (50 to 140°F)
- Storage Temperature: -20 to 70°C (-4 to 158°F)
- Humidity (operating/storage): 10-90% RH / 5-95% RH; non-condensing
- Max. Operating: 3.000m (9.840ft)
- Compliance: Safety & Environmental EMC, FCC, UL Listed to UL60950-1, RoHS Compliant

# Cabinets – Varistar CP Platform

## SEISMIC VERSIONS

Varistar CP Seismic heavy load cabinets are NEBS certified and tested per Telcordia GR63 Core Zone 4 for 500 kg  
 Varistar CP Seismic tested per NEBS norms & Telcordia GR63 Core Zone4 for 250kg seismic loading.




Reinforcements are built of 10 mm thick S700MC fine grain structural steel, with extremely high yield strength to ensure rugged performance with 500 kg loading in earthquake prone environments.

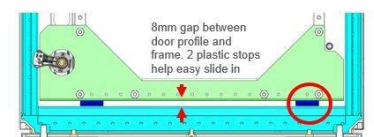
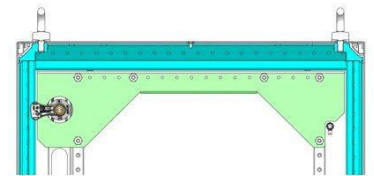

L shaped vertical reinforcements are in the front and rear covering the height and width and joining in the middle. The horizontal reinforcements on top provide extra rigidity to the frame.

Reinforcements are built of 4mm thick DD11 steel to ensure competitive cost and a rugged performance with 250kg loading in seismic regions.

The vertical reinforcement brackets joining in the middle of the frame height, with small stiffening angles at top and bottom.



Seismic doors are equipped with reinforced 2.5mm thick brackets replacing standard door bar profiles



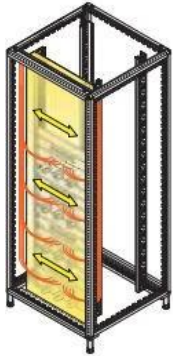
# Cabinets – Varistar CP Platform

## NEW AND WELL THOUGHT OUT: VARISTAR CP CABLE MANAGEMENT

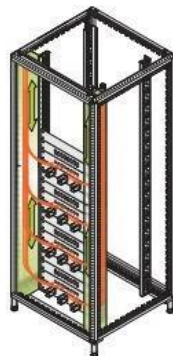
Schroff has divided the available space in the VARISTAR CP into zones and given a simple description of the position and use of these zones. The colored arrows show the direction of the cable ducting.

For each zone a range of accessories has been developed to suit the conditions in the cabinet. This simplifies cabling and thus helps to include as many connections as possible in a distribution cabinet. The VARISTAR CP profile with its many fixing options has thus proved a real boon.


**Zone 1**



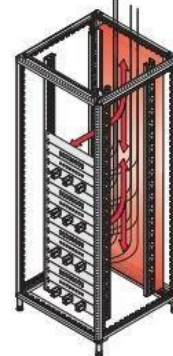
**Zone 2**



**Zone 3**

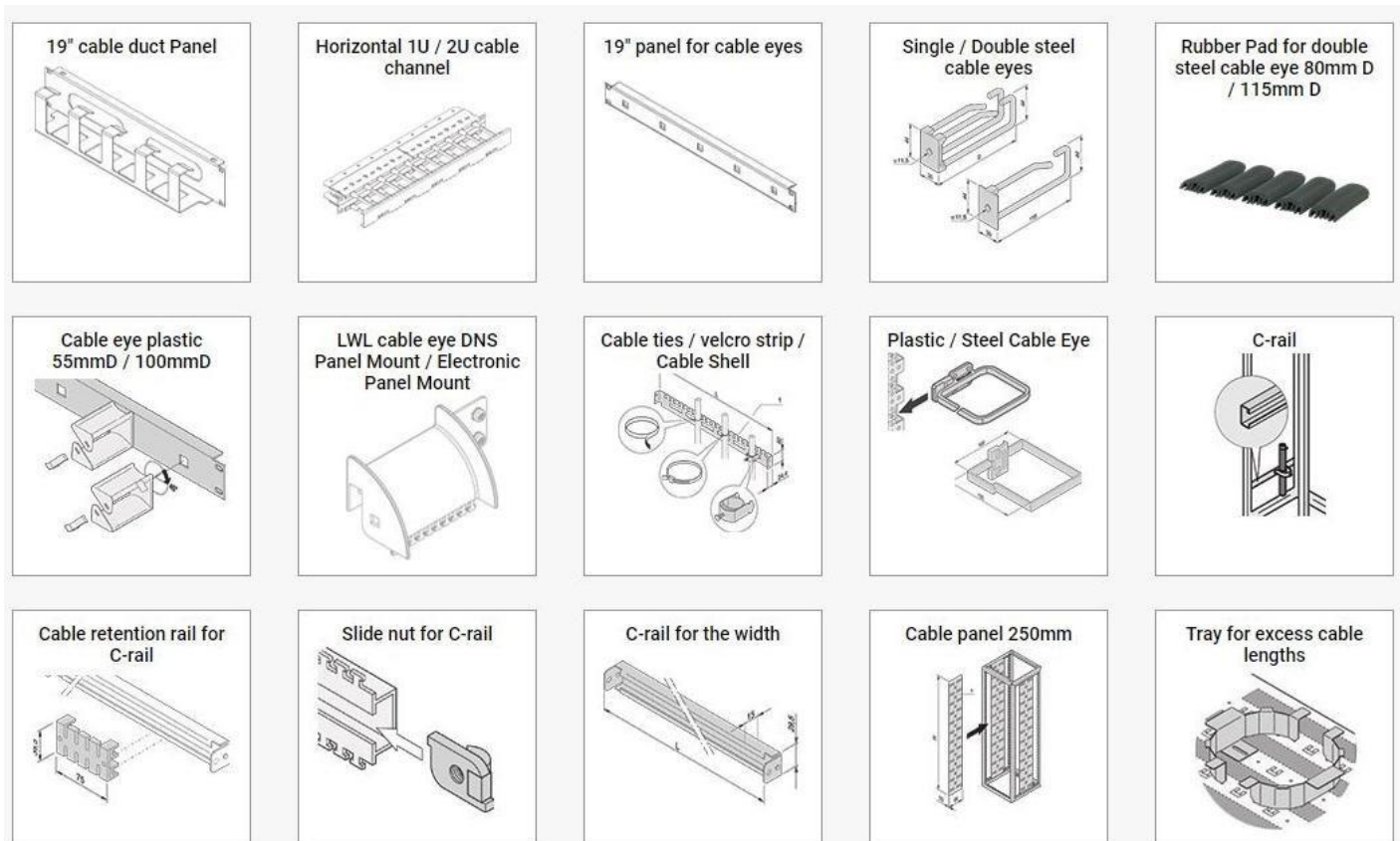


**Zone 4**



- In front of the 19" plane
- In this zone the patch cables are ducted horizontally between the distribution fields
- On the right and left hand side, next to the 19" plane
- In this zone patch cables are ducted vertically in a kind of channel to the individual components
- Zone 3 is located laterally behind the 19" plane across the cabinet depth; mainly for 800 mm wide cabinets
- In this zone entering cable bundles are fixed in the cabinet, parted and ducted to the rear of the distribution fields
- Zone 4 is located in the rear across the cabinet width
- Alternative to zone 3 for 600 mm wide cabinets only or when cable entry is at the rear of the cabinet

## EFFECTIVE AND WIDE ARRAY OF CABLING OPTIONS



# Cabinets – Varistar CP Platform

## HEAT DISSIPATION TO EXACT REQUIREMENTS: COOLING CONCEPTS FOR VARISTAR CP

Depending on installed heat dissipation and the surroundings, VARISTAR CP offers various cooling options and good conditions for problem-free operation of the installed equipment.

Either top cover fans are used to assist heat dissipation or perforated doors with 78 % air throughput are fitted.

Depending on the amount of heat generated and the internal and external temperatures, various cooling concepts are applied to keep electronics cabinets cooled effectively. These may use air-filtered fans, fan trays or controlled airflow systems

Closed Cabinet:



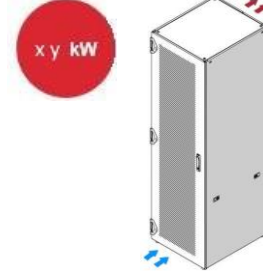
Natural convection via thermal radiation:

Cabinet with fans:



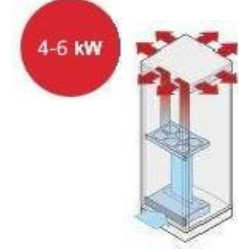
Free convection through top cover fans

Cabinet perforated doors:



Free convection through perforated doors / rear panels

Cabinet with 19" fan trays + top cover fans



Forced cooling with air

Additionally, we offer air/water heat exchanger, rackchiller or aisle containment up to 100kW per Rack



## CLASSIC AND CONSISTENT: VARISTAR CP COLOUR AND DESIGN

As well as its functional aspects, in the development of VARISTAR CP the design of individual components and their combined effect on the cabinet's appearance was always a priority. The cabinet gains a characteristic, unmistakable look.

The frame, side panels, doors, base and cover are offered in black grey (RAL 7021) for all standard and preconfigured cabinets.

VARISTAR CP can be supplied in 22 RAL colours within 15 working days. The current range of colours can be seen below or online.



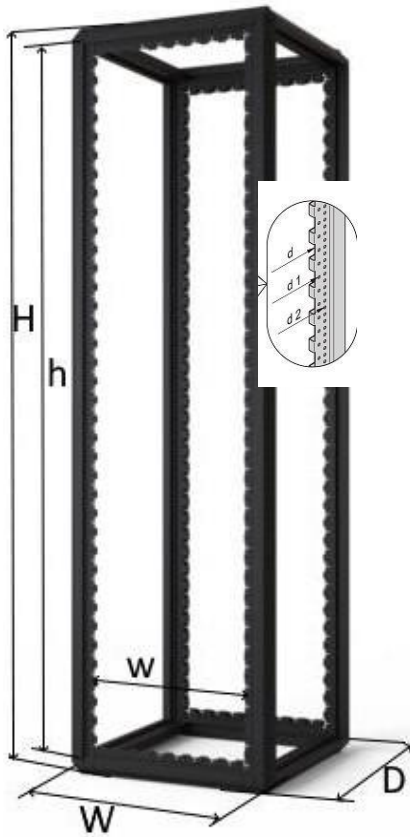
RAL colors:

RAL 1013 = pearl white  
 RAL 1016 = yellow  
 RAL 2000 = orange  
 RAL 3020 = traffic red  
 RAL 5002 = ultramarine blue  
 RAL 5009 = azure blue  
 RAL 5012 = light blue  
 RAL 5015 = sky blue  
 RAL 5018 = turquoise blue  
 RAL 6021 = pale green  
 RAL 6028 = pines green

RAL 7001 = silver grey  
 RAL 7012 = baslat grey  
 RAL 7021 = black grey  
 RAL 7030 = stone grey  
 RAL 7032 = pebble grey  
 RAL 7035 = light grey  
 RAL 7047 = tele grey  
 RAL 9002 = grey white  
 RAL 9003 = signal white  
 RAL 9005 = deep black  
 RAL 9010 = pure white

# Cabinets – Varistar CP Platform

## CP FRAME DIMENSIONS



### Height

Cabinet height		Frame	
mm	U	H mm	h mm
1200	24	1192	1102
1400	29	1392	1302
1600	33	1592	1502
1800	38	1792	1702
2000	42	1992	1902
2200	47	2192	2102
2450	52	2442	2352

### Width

Cabinet width	Frame	
mm	W mm	w mm
600	592	535
800	792	735

### Depth

01005087

Cabinet depth	Frame			
mm	D mm	d mm	d <sub>1</sub> mm	d <sub>2</sub> mm
300	292	128.8	150	175
600	592	428.8	450	475
800	792	628.8	650	675
900	892	728.8	750	775
1000	992	828.8	850	875
1100	1092	928.8	950	975
1200	1192	1028.8	1050	1075

01004081


### Height of adjustable feet, castors, base/plinth

Adjustable feet	18 to 40 mm, 1.600 kg, *
Locking castors, Ø 64mm	H= 92,5mm, 900 kg *
Locking castors, Ø 125mm	H=155,0mm, 400 kg *
Locking castors, Ø 60mm	H= 80,0mm, 400 kg *
Base/plinth (feet), 100mm	110 to 140 mm, 1.600 kg, *
Base/plinth (feet), 200mm	210 to 240 mm, 1.600 kg, *
Base/plinth, mobile	125 to 140 mm, on castors 400 kg *, on adjustable feet 1.600 kg *

\* = static load-carrying capacity

Adjustable feet

Castors Ø 60mm  
with adjustable feet



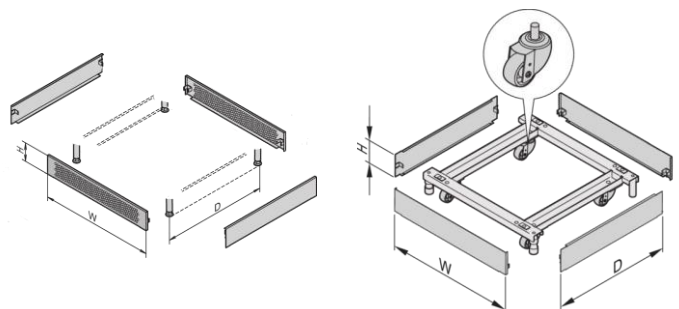
Locking castors Ø 64mm

Locking castors Ø 125mm



Base/plinth

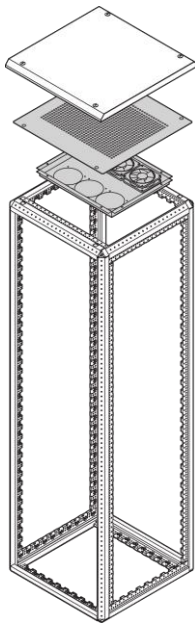
Mobile base/plinth





# Cabinets – Varistar CP Platform

## TOP COVER WITH CUT-OUT ZONES




The top covers are more robust than ever.

We offer a range of versatile versions. The cover can be combined with lifting eyes.

- Plain
- Perforated
- Raised
- Covers with pre-cutouts (for cable management or brush strips)
- Covers for fan inserts (AC or DC versions)
- For EMC or Seismic applications

Plain / Flush top cover



Perforated top cover



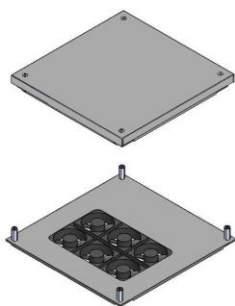
Top cover with pre-cutouts



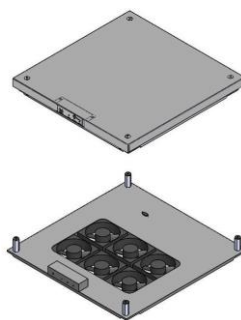
Top cover reduced number of cutouts



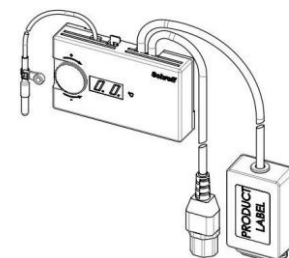
Fan top cover IP20 and EMC



Energy efficient fan top cover IP 20 and EMC



Speed controller for fan trays



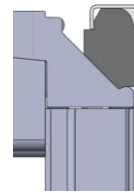
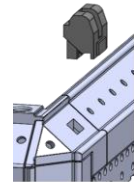
# Cabinets – Varistar CP Platform

## CP SIDE PANEL

Side panel with quick-release fastener with safety lock



All Varistar CP side panels are single-person mountable. Simply hang in place and then fasten with bolts or quick release fasteners



Bolted side panel



Divided side panel



# Cabinets – Varistar CP Platform

## CP Real PANEL

Bolted rear panel


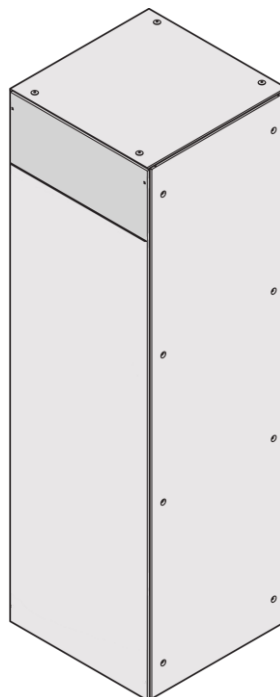

All Varistar CP rear panels are single-person mountable.  
Simply hang in place and then fasten with bolts



Torque 3,5 Nm



Rear panel with mounting plate and brush strip



# Cabinets – Varistar CP Electronics


## OVERVIEW

### MAIN CATALOGUE

- Cabinets.....1
- Wall mounted cases .....2
- Accessories for cabinets and wall mounted cases .....3
- Climate control .....4
- Electronics cases .....5
- Subracks/ 19" chassis .....6
- Front panels, plug-in units.....7
- Systems .....8
- Power supply units .....9
- Backplanes.....10
- Connectors, front panel component system .....11
- Appendix.....12



Side panels with quick-release fastener, optionally lockable



3 points locking system

# Cabinets – Varistar CP Electronics

## OVERVIEW

### THE UNIVERSAL CABINET FOR ELECTRONICS

- Selectable stability, static load-carrying capacity up to 1600 kg
- Professional solutions for cable ducting
- Variable ventilation concepts, active and passive
- Various versions in ServicePLUS configuration

#### VARISTAR CP DECO



01004001

- Open at front, with deco frame and integrated 19" panel mounts

#### VARISTAR CP WITH FRONT DOOR



01004002

- With glass door and single point locking



- With steel door locking and screw-fixed side panels

#### SERVICEPLUS

- e.g. Individual configuration and assembly
- e.g. Modifications (cut-outs, special colors)
- e.g. Custom solutions (special sizes)

Overview .....1.12

VARISTAR CP Platform .  
..... 1.4  
Dimensions..... 1.9

VARISTAR CP Deco . 1.14  
VARISTAR CP IP20  
FRONT DOOR 1.15

Accessories  
Lever handle ..... 1.16  
Base plate ..... 1.17  
Base/plinth ..... 1.18  
Mounting plate..... 1.19  
19" swing  
frame ..... 1.20  
19 panel/slide  
mount ..... 1.21  
19" fixing materials  
kit, M6 ..... 1.22  
Slide rails ..... 1.23  
19" shelves ..... 1.24  
Depth members..... 1.26  
C horizontal rail..... 1.27  
Cable tie,  
Velcro tape ..... 1.27

ServicePLUS  
IP 20 ..... 1.29 - 1.50

Internet Configurator 1.49

# Cabinets – Varistar CP Electronics

**DECO**

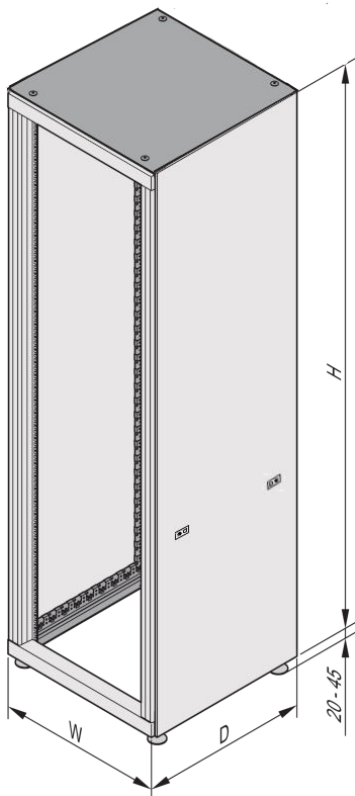

- Open at front (no door)
- 19" panel mounts integrated into decoration frame
- Rear door with single point locking, side panels with quick release fasteners
- Static load-carrying capacity 1600 kg

**DELIVERY COMPRISES** (assembled)

Item	Qty	Description
1	1	Welded basic frame, St profile, zinc-plated, powder-coated, RAL 7021
2	4	Adjustable foot, assembled
3	1	Top cover, St, RAL 7021
4	1	Decorative frame, Al, integrated 19" panel mounts at the front, RAL 7021
5	2	Adapter bracket, St, 2 mm, RAL 7021, front, for assembling shelves and slide rails
6	1	Rear door, St, 180° hinge, single point locking and key with safety lock, RAL 7021
7	2	Side panel, St, with quick-release fastener, RAL 7021
8	1	GND/earthing kit, supplied loose

**ORDER INFORMATION**

Height U	Height H mm	Width W mm	Depth D mm	Part no.
38	1800	600	600	<b>10630-033</b>
38	1800	600	800	<b>10630-034</b>
42	2000	600	600	<b>10630-035</b>
42	2000	600	800	<b>10630-036</b>

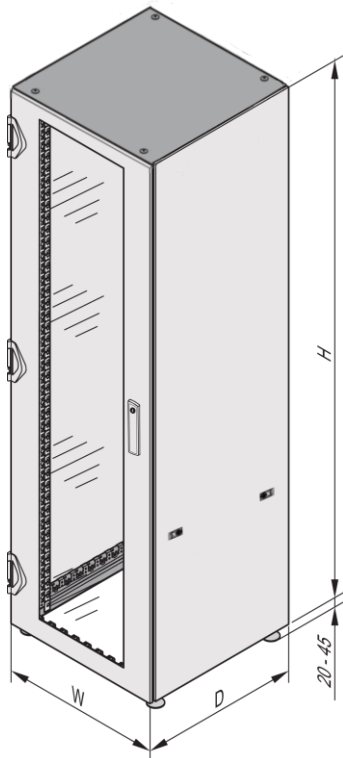

**ACCESSORIES**

Castors ø 64mm, H=92,5mm, load-carrying capacity 900 kg, PS/St, PU 4 pieces, 2 locking, 2 non-locking	<b>24630-020</b>
Castors ø 60mm, H=80,0mm, load-carrying capacity 400 kg, PS/St, PU 4 pieces, 2 locking, 2 non-locking	<b>24630-018</b>
Castors ø 125mm, H=155mm, with rubberized rollers, load-carrying capacity 400 kg, PS/St, PU 4 pieces, 2 locking, 2 non locking	<b>24630-104</b>
Lever handle for single point locking with push button, 1 piece	<b>24630-003</b>
DIN profile half cylinder, common locking for lever handle (1 key fits all locks) incl. 2 keys	<b>60114-121</b>
Lifting eye for top cover, PU 4 pieces	<b>24630-030</b>

**NOTE**

- Lever handle can be added to rear door
- For more dimensions and versions see ServicePLUS IP 20, starting on page 1.27
- Please order base plate separately, see page 1.15
- Please order base/plinth separately, see page 1.16
- For assembly of shelves and slide rails another pair of panel/slide mounts is necessary, see page 1.19

# Cabinets – Varistar CP Electronics

**IP 20**


- With glazed front door
- Doors with single point locking, side panels with quick release fasteners
- IP20 protection
- Static load-carrying capacity 1600 kg

**DELIVERY COMPRISES** (assembled)

Item	Qty	Description
1	1	Welded basic frame, St profile, zinc-plated, powder-coated, RAL 7021
2	4	Adjustable foot, assembled
3	1	Top cover, St, RAL 7021
4	1	Front door, glazed, safety glass, 6 mm, 180° hinge, RAL 7021, single point locking, key lock cover
5	1	Rear door, St, 180° hinge, RAL 7021, single point locking, key with safety lock
6	2	Side panel, St, quick-release fastener with safety lock, RAL 7021
7	2	19" panel/slide mount with EIA cut-outs, St, RAL 7021, assembled at front, depth-adjustable in 25 mm increments
8	1	GND/earthing kit, supplied loose

**ORDER INFORMATION**

Height U	Height H mm	Width W mm	Depth D mm	Part no.
38	1800	600	600	<b>10630-037</b>
38	1800	600	800	<b>10630-038</b>
42	2000	600	600	<b>10630-039</b>
42	2000	600	800	<b>10630-040</b>

**ACCESSORIES**

Castors ø 64mm, H=92,5mm, load-carrying capacity 900 kg, PS/St, PU 4 pieces, 2 locking, 2 non-locking	<b>24630-020</b>
Castors ø 60mm, H=80,0mm, load-carrying capacity 400 kg, PS/St, PU 4 pieces, 2 locking, 2 non-locking	<b>24630-018</b>
Castors ø 125mm, H=155mm, with rubberized rollers, load-carrying capacity 400 kg, PS/St, PU 4 pieces, 2 locking, 2 non locking	<b>24630-104</b>
Lever handle for single point locking with push button, 1 piece	<b>24630-003</b>
DIN profile half cylinder, common locking for lever handle (1 key fits all locks) incl. 2 keys	<b>60114-121</b>
Lifting eye for top cover, PU 4 pieces	<b>24630-030</b>

**NOTE**

- Lever handle can be added to the doors
- For other dimensions and versions see ServicePLUS configuration IP 20, from page 1.27
- Please order base plate separately, see page 1.15
- Please order base/plinth separately, see page 1.16
- For assembly of shelves and slide rails another pair of panel/slide mounts is necessary, see page 1.19

01004152

# Cabinets – Varistar CP Electronics

## LEVER HANDLES



All Varistar CP doors are delivered with locks. The IP20 3 point locking doors can be substituted by the locking configuration below:

- For installation instead of key lock insert
- To open press push-button
- DIN profile half cylinder retrofittable

### DELIVERY COMPRISES

Item	Qty	Description
1	1	Lever handle.
2	1	Assembly kit

### ORDER INFORMATION

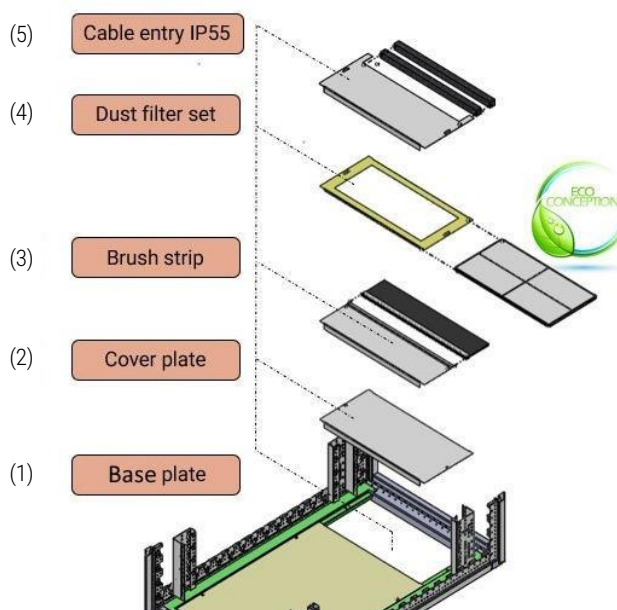
Description	Part No.
Lever handle for single point locking (w/o cylinder)	<b>24630-003</b>
DIN profile half cylinder, common locking for lever handle (1 key type 333 fits all locks) incl. 2 keys	<b>60114-121</b>
DIN profile half cylinder, common locking for lever handle (1 key type 2233 fits all locks) incl. 2 keys	<b>23130-601</b>
Lever handle with numeric lock, key 1333	<b>24630-002</b>

Description	Part No.
Lever handle ASSA Cylinder for 3 point locking (without cylinder)	<b>24630-062</b>
Lever handle KABA Cylinder for 3 point locking (without cylinder)	<b>24630-063</b>

Note:

The IP55 and EMC handles can now accommodate KABA and ASSA locks as well, which was not possible with the Varistar legacy assortment

## BASE PLATE, MULTI-PIECE FOR STATIC AND MOBILE FRAME



1: base plate, multi-piece; 2: cover plate; 3: brush strip; 4: dust filter 5: cable entry IP55

- The multi-piece base plate (1) is open at the rear
- The opening is completed
  - with a cover plate (2)
  - with a brush strip for the cable entry (3)
  - with a dust filter set (4)
  - with an IP55 cable entry set (5)

### DELIVERY COMPRISES (kit)

Item	Qty	Description
1	1	Multi-piece base plate, St, 1.5 mm, RAL 7021
	1	Assembly kit

### ORDER INFORMATION

Width mm	Depth mm	Part no.	
		Static frame	Mobile frame
600	600	<b>21630-616</b>	<b>21630-802</b>
600	800	<b>21630-617</b>	<b>21630-803</b>

Item 2, cover plate for base plate, multi-piece for 600 mm wide base plate, 200 mm deep, incl. assembly kit, 1 piece	<b>24630-103</b>
Item 3, brush strip for base plate for 600 mm width base plate, 200 mm deep, incl. assembly kit, 1 piece	<b>24630-101</b>
Item 4, dust filter set white, class M1 in accordance with EN 799-G3, for 600 mm wide base plate, 200 mm deep, incl. assembly kit, 1 piece	<b>24630-102</b>
Item 4, dust filter set white, class M1, spare parts (3 filters)	<b>24630-107</b>
Item 5, cable entry IP 55	<b>24630-105</b>

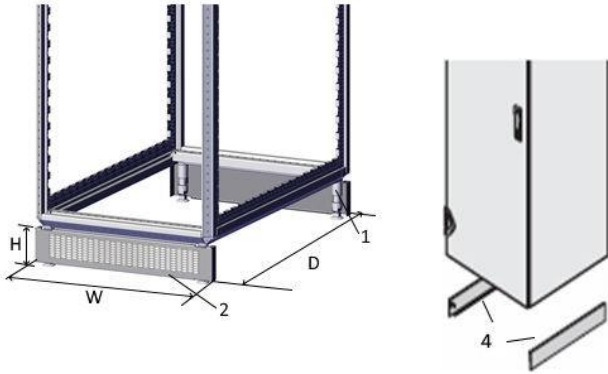
### NOTE

- Is assembled from inside
- Please order cover plate, brush strip or filter mat and IP55 cable entry set separately



# Cabinets – Varistar CP Electronics

## STATIONARY BASE



D = cabinet depth

- Static load-carrying capacity 1000 kg
- Removable covers allow cable entry from all sides
- Cannot be used in conjunction with castors
- Plinth height 100 mm, with feet adjustable from 110 to 140 mm
- Plinth height 200 mm, with feet adjustable from 210 to 240 mm
- Versions
  - Front/rear trim perforated
  - Front/rear trim solid (on request)

### DELIVERY COMPRISES (kit)

Item	Qty	Description
1	2	Support with feet, St, 3 mm
2	2	Perforated trim, St, 1.5 mm, RAL 7021
3	1	Assembly kit

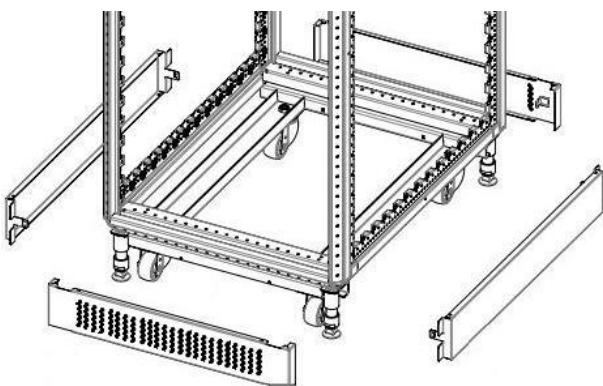
### ORDER INFORMATION

For cabinet width W mm	Front/rear trim	Part no. 100 mm	Part no. 200 mm
600	perforated	<b>24630-034</b>	<b>24630-036</b>
800	perforated	<b>24630-035</b>	<b>24630-037</b>
Item 4, Side trim, 600mm deep, PU 2 pieces		<b>24630-077</b>	<b>24630-080</b>
Item 4, Side trim, 800mm deep, PU 2 pieces		<b>24630-078</b>	<b>24630-081</b>
Item 4, Side trim, 900mm deep, PU 2 pieces		<b>24630-079</b>	<b>24630-082</b>
Item 4, Side trim, 1000mm deep, PU 2 pieces		<b>24630-038</b>	<b>24630-041</b>
Item 4, Side trim, 1100mm deep, PU 2 pieces		<b>24630-039</b>	<b>24630-042</b>
Item 4, Side trim, 1200mm deep, PU 2 pieces		<b>24630-040</b>	<b>24630-043</b>

### NOTE

- Please order side trims (item 4) separately

## BASE/PLINTH, MOBILE



- Load-carrying capacity on castors 400 kg, on adjustable feet 1000 kg
- Plinth height H = 103 mm, with feet adjustable from 126 to 134 mm

### DELIVERY COMPRISES

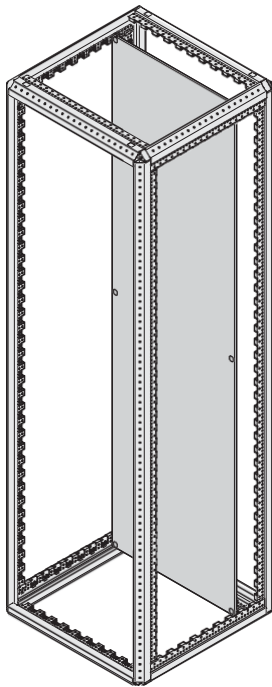
Item	Qty	Description
1	1	Base / Plinth, RAL 7021, with adjustable feet
2	2	Trim, perforated, St, 1.5 mm, RAL 7021 (front / rear)
3	2	Side Trim, St, 1.5 mm, RAL 7021
4	4	Castor
5	1	Assembly kit

### ORDER INFORMATION

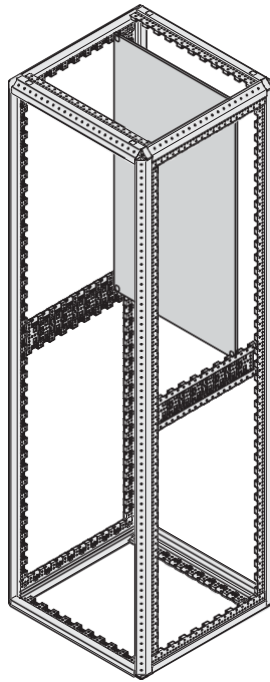
For cabinet width (W) mm	For cabinet depth (D) mm	Part no.
600	600	21630-655
600	800	21630-656
600	900	21630-657
600	1000	21630-658
800	600	21630-661
800	800	21630-662
800	900	21630-663
800	1000	21630-664

# Cabinets – Varistar CP Electronics

## MOUNTING PLATE



Full height



For partial-height mounting

010080520 1008053

- For mounting electrical components and sub-assemblies incl. cabling
- Mounting pitch 25 mm in depth and 50 mm in height for partial-height mounting
- Depth members are required for partial-height mounting
- Static load
  - 450 kg at full height, mounted to rear
  - 600 kg at full height, mounted to rear, with additional strengthening brackets

### DELIVERY COMPRISES

Item	Qty	Description
1	1	Mounting plate, St, 3 mm, zinc-plated
2	1	Assembly kit

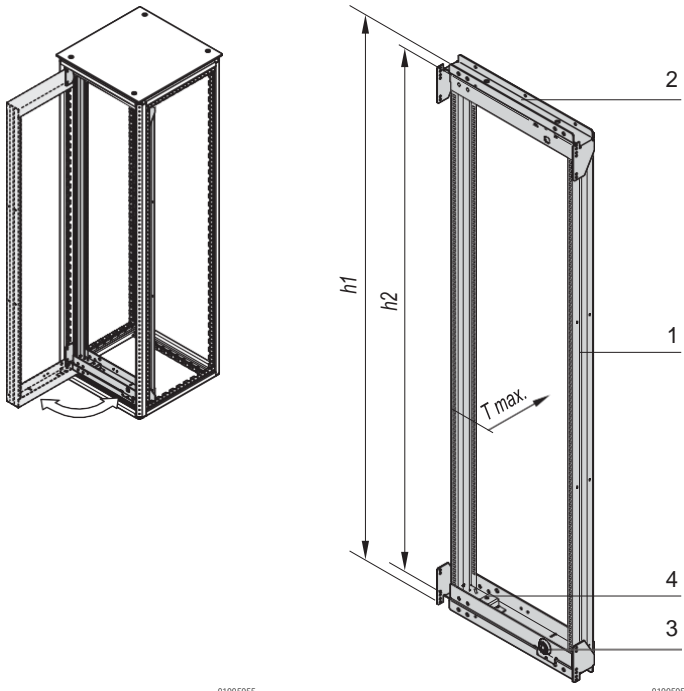
### ORDER INFORMATION

For cabinet height mm	Width mm	Part no.
1200 for partial-height mounting	600	23130-413
1800	600	23130-405
2000	600	23130-407
1200 for partial-height mounting	800	23130-414
1800	800	23130-406
2000	800	23130-408

Strengthening bracket for mounting plate PU 2 pieces	<b>23130-418</b>
Depth member St, 2 mm, for cabinet depth 600 mm, 2 pieces	<b>23130-081</b>
Depth member St, 2 mm, for cabinet depth 800 mm, 2 pieces	<b>23130-082</b>
Depth member St, 2 mm, for cabinet depth 900 mm, 2 pieces	<b>23130-083</b>
Depth member St, 2 mm, for cabinet depth 1000 mm, 2 pieces	<b>23130-084</b>
Depth member St, 2 mm, for cabinet depth 1100 mm, 2 pieces	<b>23130-364</b>
Depth member St, 2 mm, for cabinet depth 1200 mm, 2 pieces	<b>23130-365</b>

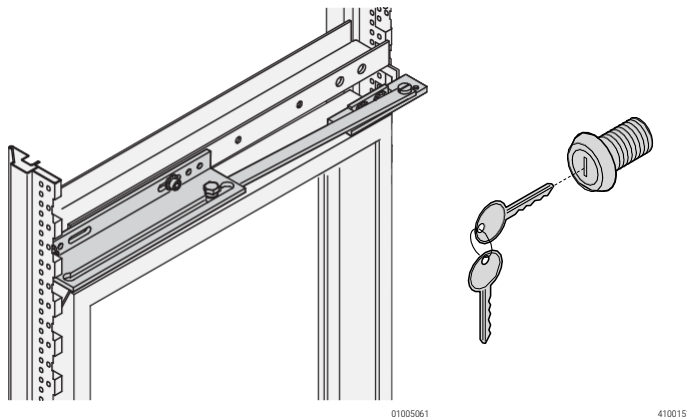
# Cabinets – Varistar CP Electronics

## 19" SWING FRAME



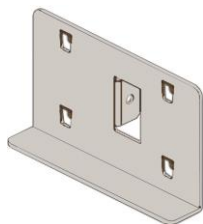
Swing frame stop

Security lock



Slide rail

Sliding rails mounted on the swing frame



01018051



01018052

- Can accommodate 19" chassis and 19" subracks
- For full height or partial-height mounting
- Pivot point can be selected right or left
- Load-carrying capacity 150 kg
- 120° hinge or 160° hinge, square locks including 2 keys

### DELIVERY INCLUDES (kit)

Item	Qty	Description
1	1	Swing frame, St, 2 mm, RAL 7021
2	2	Support bar, St, 3 mm, RAL 7021
3	2	Square lock, 8 mm, incl. 2 keys
4	2	120° hinge
5	1	Assembly kit

### ORDER INFORMATION 600m wide cabinet

For cabinet height mm	Height h1 U	Height h2 U	Part no. 120°
1200 for partial-height mounting	24	20	21630-668
1400 for partial-height mounting	29	25	21630-670
1600 for partial-height mounting	33	29	21630-672
1800	38	34	21630-674
2000	42	38	21630-676
2200	47	43	21630-678

### ORDER INFORMATION 800m wide cabinet

For cabinet height mm	Height h1 U	Height h2 U	Part no. 120°	Part no. 160°
1200 for partial-height mounting	24	20	21630-669	21630-680
1400 for partial-height mounting	29	25	21630-671	21630-681
1600 for partial-height mounting	33	29	21630-673	21630-682
1800	38	34	21630-675	21630-683
2000	42	38	21630-677	21630-684
2200	47	43	21630-679	21630-685

### Accessories

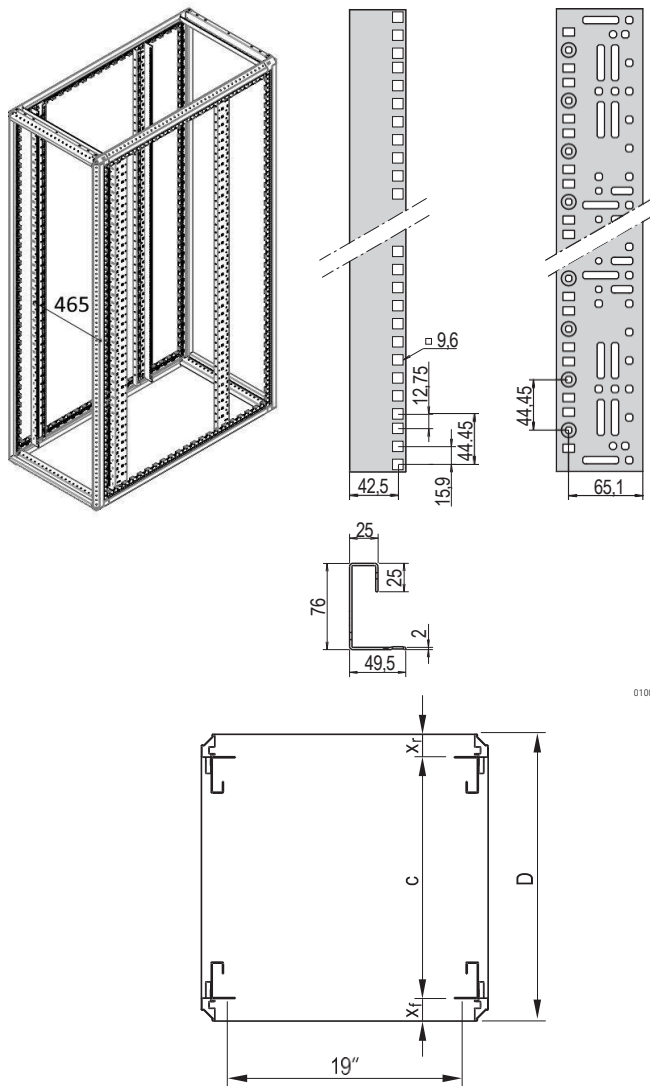
Swing frame stop max. swing angle 120°, St, zinc-plated, 1 piece	23130-158
Swing frame stop max. swing angle 180°, St, zinc-plated, 1 piece	23130-159
Security lock to replace the square lock, PU 1 lock incl. 2 keys	<b>60113-267</b>
Spare key for security lock, 1 piece	<b>60220-003</b>
Slide rails for swing frames, PU 2 pieces	23130-183
Varistar CP Grounding kit	24630-001

### NOTE

- 19" swing frames can be assembled:
  - Directly on the cabinet frame
  - In 50 mm increments by aid of depth members (depth-adjustable)
- For partial-height mounting, depth members are necessary, see page 1.24


# Cabinets – Varistar CP Electronics

## 19" PANEL/SLIDE MOUNT WITH UNIVERSAL PITCH (EIA)



Standard assembly dimension  $x_r = x_f = 50$  mm

4 pcs 19" panel, RAL 9005 with U indicator



- Assembly in 600 mm wide cabinets directly on the frame
- Depth-adjustable in 25 mm increments
- In accordance with IEC 60297-1 (DIN 41 494, part 1)

### DELIVERY COMPRISES

Item	Qty	Description
1	2/(4 *)	19" panel/slide mount, St, 1.75 mm, finish AlZn, RAL 9005 or RAL 7021
2	1	Assembly kit, incl. GND/earthing

### ORDER INFORMATION

For cabinet height mm	Usable height U	Length mm	4 pcs. RAL 9005 with U indicator	2 pcs. AlZn	2 pcs. RAL 7021
			Part no. (*)	Part no.	Part no.
Partial-height mounting	8	395	-	<b>23130-037</b>	<b>23130-017</b>
Partial-height mounting	12	545	-	<b>23130-038</b>	<b>23130-018</b>
Partial-height mounting	16	745	-	<b>23130-039</b>	23130-019
Partial-height mounting	20	895	-	<b>23130-040</b>	23130-020
Partial-height mounting	24	1095	-	<b>23130-031</b>	<b>23130-011</b>
Partial-height mounting	29	1295	-	<b>23130-032</b>	<b>23130-012</b>
Partial-height mounting	33	1495	-	<b>23130-033</b>	<b>23130-013</b>
1800	38	1695	-	<b>23130-034</b>	<b>23130-014</b>
2000	42	1895	<b>24630-013</b>	<b>23130-035</b>	<b>23130-015</b>
2200	47	2095	<b>24630-014</b>	<b>23130-036</b>	<b>23130-016</b>
2450	52	2395	<b>24630-015</b>	-	-
Dimensioning strip for 19" panel mounts, paper, white, serial numbered from 1 ... 47 U, PU 4 pieces					<b>25127-997</b>

### NOTE

- For 19" partial-height mounting depth members are necessary
- Metric / ETSI panel/slide mounts available on request

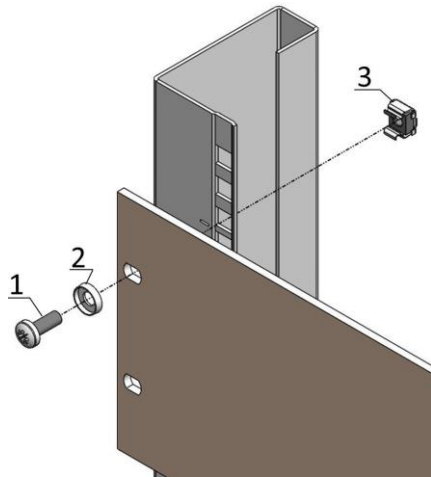
### Remark:

The Datacom 19" panel/slide mount comes always in a set of 4 as Datacom needs a symmetric assembly (19" slide/ panel mounts front and back).

The Datacom 19" panel / slide mount is specially designed for perfect mounting of the heavy load crossbars to provide extra strength and robust loading in 800 mm broad cabinets

# Cabinets – Varistar CP Electronics

## 19" ASSEMBLY KIT, M6



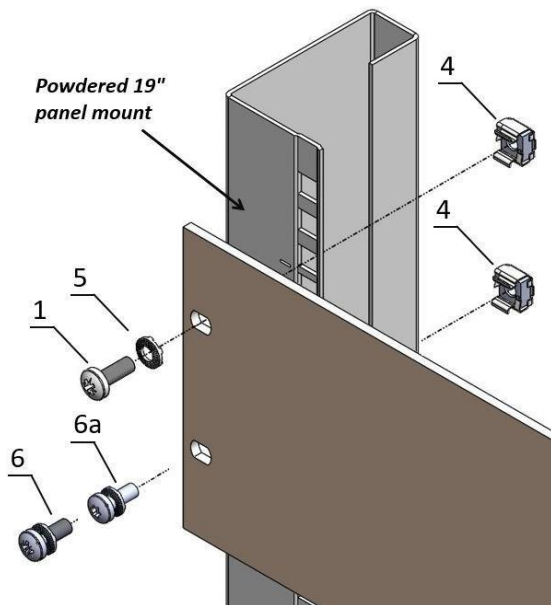
- For front panels, distribution fields and other components

### DELIVERY COMPRISES FOR NON GROUNDED FRONT PANELS

Item	Description
1	Panhead screw, pozidrive, M6 x 16, St, zinc-plated
2	Plastic washer, black
3	Cage nut, M6, St, zinc-plated

### ORDER INFORMATION

Item	Description	Qty/PU	Part no.
1+2+3	19" assembly kit, (screw washer, nut)	4	<b>21190-095</b>
1+2+3	19" assembly kit, (screw washer, nut)	32	<b>21190-435</b>
1+2+3	19" assembly kit, (screw washer, nut)	50	<b>21101-809</b>
1+2+3	19" assembly kit, (screw washer, nut)	100	<b>21101-810</b>
1	Panhead screw M6, zinc plated	50	<b>21100-021</b>
1	Panhead screw M6, zinc plated	100	<b>21100-022</b>
1	Panhead screw M6, zinc plated, black	100	<b>21100-650</b>
2	Plastic washer	50	<b>21100-015</b>
2	Plastic washer	100	<b>21100-016</b>
3	Cage nut M6	50	<b>21100-003</b>
3	Cage nut M6	100	<b>21100-004</b>

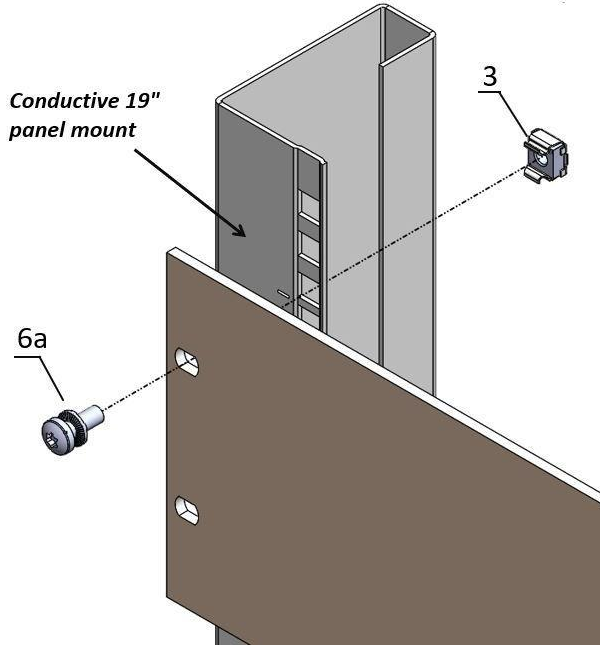


### ORDER INFORMATION, POWDERED 19" PANEL MOUNTS

Item	Description	Qty/PU	Part no.
1	Panhead screw M6, zinc plated	50	<b>21100-021</b>
1	Panhead screw M6, zinc plated	100	<b>21100-022</b>
1	Panhead screw M6, zinc plated, black	100	<b>21100-650</b>
4	GND/ earthing cage nut M6	10	<b>21120-131</b>
4	GND/ earthing cage nut M6	100	<b>21120-132</b>
5	Nomel washer for GND/ earthing M6	100	<b>21101-173</b>
6	Panhead screw with captive Nomel washer, M6x16, St, zinc-plated	50	<b>21120-202</b>
6	Panhead screw with captive Nomel washer, M6x16, St, zinc-plated	100	<b>21120-203</b>
6a	Torxhead screw with captive Nomel washer, M6x16, St, zinc-plated	50	<b>21120-200</b>
6a	Torxhead screw with captive Nomel washer, M6x16, St, zinc-plated	100	<b>21120-201</b>
6a+4	19" assembly kit (Torxhead screw M6 with captive Nomel washer, GND/earthing cage nut M6)	4	<b>21120-196</b>
6a+4	19" assembly kit (Torxhead screw M6 with captive Nomel washer, GND/earthing cage nut M6)	32	<b>21120-197</b>
6a+4	19" assembly kit (Torxhead screw M6 with captive Nomel washer, GND/earthing cage nut M6)	50	<b>21120-198</b>
6a+4	19" assembly kit (Torxhead screw M6 with captive Nomel washer, GND/earthing cage nut M6)	100	<b>21120-199</b>

# Cabinets – Varistar CP Electronics

## 19" ASSEMBLY KIT, M6



- For mounting front panels, distribution fields or other components on the frame, slide mounts or depth member with square cut outs
- For standard GND/earthing use a GND/earthing nut and a Nomel washer on at least one attachment point

### DELIVERY COMPRISES FOR NON GROUNDED FRONT PANELS

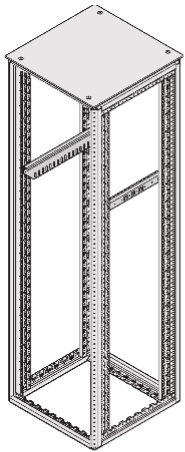
Item	Description
6a	Torxhead screw with captive Nomel washer, M6x16, St, zinc plated
3	Cage nut M6, zinc plated

### ORDER INFORMATION, CONDUCTIVE 19" PANEL MOUNTS

Item	Description	Qty/PU	Part no.
6a	Torxhead screw with captive Nomel washer, M6x16, St, zinc-plated	50	21120-200
6a	Torxhead screw with captive Nomel washer, M6x16, St, zinc-plated	100	21120-201
3	Cage nut M6	50	21100-003
3	Cage nut M6	100	21100-004
6a+3	19" assembly kit (Torxhead screw M6 with captive Nomel washer, cage nut M6, St, zinc-plated)	4	21120-213
6a+3	19" assembly kit (Torxhead screw M6 with captive Nomel washer, cage nut M6, St, zinc-plated)	32	21120-215
6a+3	19" assembly kit (Torxhead screw M6 with captive Nomel washer, cage nut M6, St, zinc-plated)	50	21120-214
6a+3	19" assembly kit (Torxhead screw M6 with captive Nomel washer, cage nut M6, St, zinc-plated)	100	21120-216

# Cabinets – Varistar CP Electronics

## SLIDE RAILS



- For assembly on 19" panel/slide mounts
- Assembly in 1 U increments (snap-in, bolt-on)
- Wide support surface (48 mm)
- 2 versions
  - Static load-carrying capacity 25 kg per pair
  - Static load-carrying capacity 100 kg per pair

### DELIVERY COMPRISES

Item	Qty	Description
1	see order information	Slide rail, AlZn, 1.5 mm (static load-carrying capacity 25 kg), or Slide rail, AlZn, 2.5 mm (static load-carrying capacity 100kg)
2	1	Assembly kit incl. GND/earthing

### ORDER INFORMATION

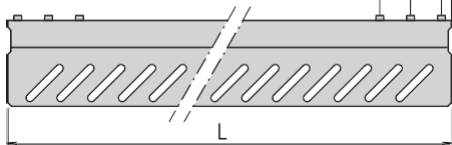
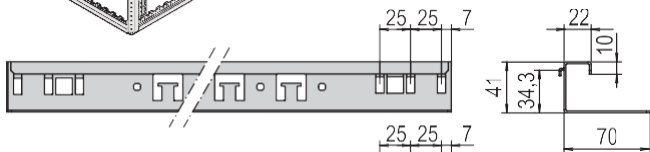
#### Static load carrying capacity 25 kg

For cabinet depth D mm	$x_f$ mm	c mm	Length L mm	Qty/PU	Part no.
300	50	199	157.8	2	<b>23130-099</b>
300	50	199	157.8	10	<b>23130-105</b>
600	50	499	457.8	2	<b>23130-096</b>
600	50	499	457.8	10	<b>23130-101</b>
800	50	699	657.8	2	<b>23130-097</b>
800	50	699	657.8	10	<b>23130-102</b>
900...1200	50	740	698.8	2	<b>23130-098</b>
900...1200	50	740	698.8	10	<b>23130-103</b>

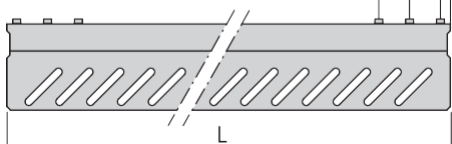
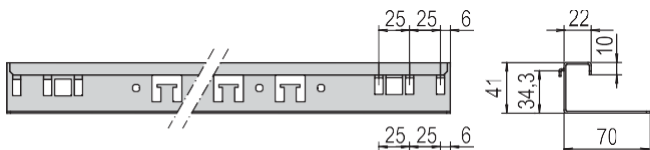
### ORDER INFORMATION

#### Static load carrying capacity 100 kg

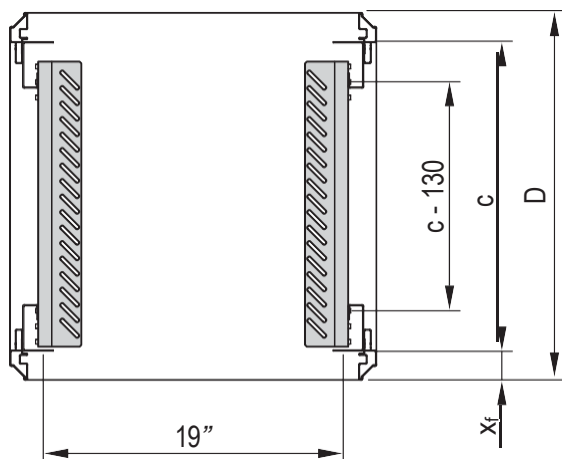
For cabinet depth D mm	$x_f$ mm	c mm	Length L mm	Qty/PU	Part no.
300	50	200	158	2	<b>23130-116</b>
300	50	200	158	10	<b>23130-126</b>
600	50	500	458	2	<b>23130-118</b>
600	50	500	458	10	<b>23130-123</b>
800	50	700	658	2	<b>23130-119</b>
800	50	700	658	10	<b>23130-124</b>
900...1200	50	700	658	2	<b>23130-120</b>
900...1200	50	700	658	10	<b>23130-125</b>



Static load-carrying capacity 25 kg




Static load-carrying capacity 100 kg



c = pitch of the 19" panel/slide mounts  
 $x_f$  = standard dimension  
 D = cabinet depth

# Cabinets – Varistar CP Electronics

## 19" FIXED SHELF, 1U, 75 KG



01004066



125322475

- Static load-carrying capacity 75 kg (150 kg with strengthening rail)
- Mounting height 1 U, for mounting on four panel/slide mounts
- With hammer head perforation to fix cable ties

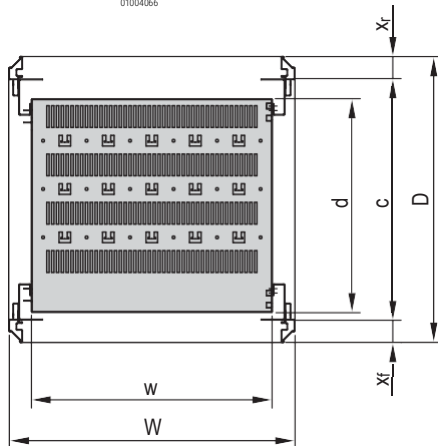
### DELIVERY COMPRISES

Item	Qty	Description
1	1	Perforated shelf, St, 1.5 mm (color see order information)
2	1	Assembly kit incl. GND/earthing

### ORDER INFORMATION

Full depth

For cabinet depth	Usable surface w x d	$x_f$	c	RAL 7021
mm	mm	mm	mm	Part no.
600	495 x 442	50	500	<b>21130-303</b>
800	495 x 642	50	700	<b>21130-305</b>
900 to 1200	495 x 682	50	700	<b>21130-309</b>
Strengthening rail (150kg) for stationary 19" shelf, PU 1 piece				<b>23130-310</b>



01004067

c = max. pitch of the 19" slide mounts  
 $x_f$ ,  $x_r$  = standard assembly dimension

### ORDER INFORMATION

Shortened by 100 mm

For cabinet depth	Usable surface w x d	$x_f$	c	RAL 7021
mm	mm	mm	mm	Part no.
600	495 x 342	50	500	<b>21130-302</b>
800	495 x 542	50	700	<b>21130-304</b>
Strengthening rail (150kg) for stationary 19" shelf, PU 1 piece				<b>23130-310</b>

### NOTE

- Cable ducting with cable ties, see page 1.26
- Other sizes, see ServicePLUS, page 1.49



# Cabinets – Varistar CP Electronics

## STATONARY SHELF, 75 KG



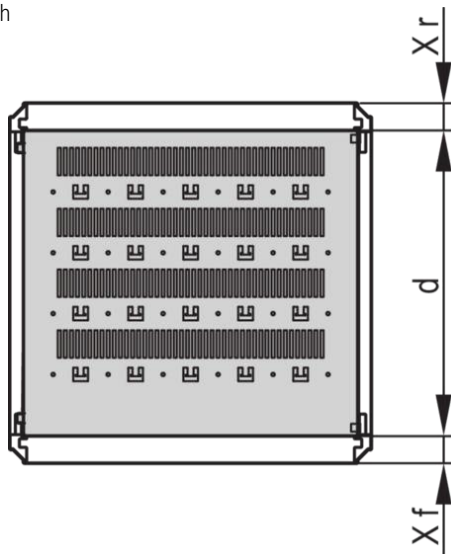
- Static load-carrying capacity at full extension 75 kg
- Mounting height 1 U, for mounting on four 19" panel/slide mounts
- 2 versions
  - Full depth
  - Depth shortened by 100 mm for rear cable ducting

### DELIVERY COMPRISES

01004068

Item	Qty	Description
1	1	Perforated shelf, St, 1.5 mm (color see order information)
2	2	Assembly kit

Full depth



### ORDER INFORMATION

Full depth

For cabinet depth	Usable surface w x d	$x_f$	RAL 7021
mm	mm	mm	Part no.
600	544 x 502	50	<b>21130-323</b>
800	544 x 702	50	<b>21130-325</b>
900	544 x 802	50	<b>21130-326</b>
1000	544 x 902	50	<b>21130-327</b>
1100	544 x 1002	50	<b>21130-550</b>
1200	544 x 1102	50	<b>21130-551</b>

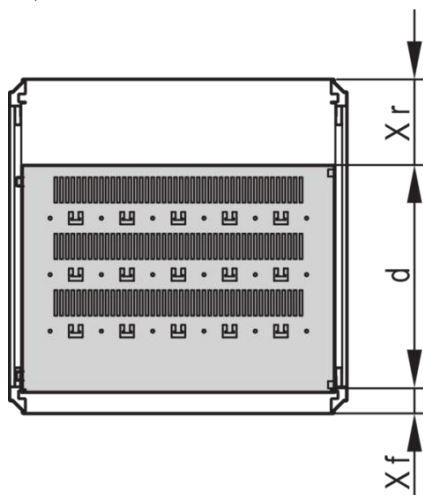
 GND/earthing for telescopic 19" shelf PU 1 kit, for VARISTAR CP **23130-140**

### NOTE

107887357

- Cable ducting with cable ties, see page 1.26

Shortened depth



### ORDER INFORMATION

 Shortened by 100 mm ( $X_r$ )

For cabinet depth	Usable surface w x d	$x_f$	RAL 7021
mm	mm	mm	Part no.
600	544 x 402	50	<b>21130-322</b>
800	544 x 602	50	<b>21130-324</b>

 GND/earthing for telescopic 19" shelf, PU 1 kit, for VARISTAR CP **23130-140**

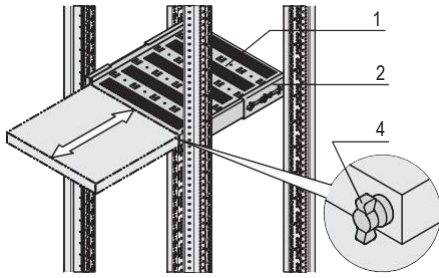
### NOTE

- Cable ducting with cable ties, see page 1.26

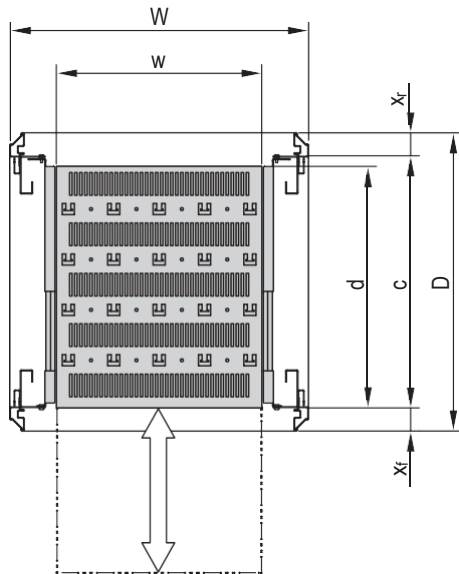
107887395
 $x_f, x_r$  = standard assembly dimension

# Cabinets – Varistar CP Electronics

## 19" TELESCOPIC SHELF, 70 KG

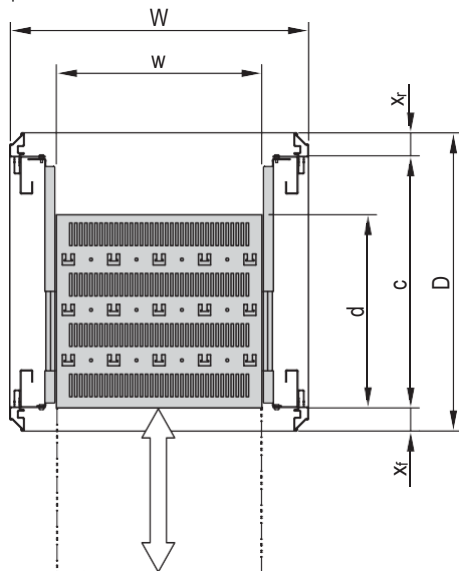


Full depth



$c$  = max. pitch for 19" panel/slidemounts

Shortened depth



$c$  = max. pitch of the 19" slide mounts  
 $x_f, x_r$  = standard assembly dimension

- Static load-carrying capacity at full extension 70 kg
- Mounting height 2 U, for mounting on four 19" panel/slide mounts
- Incl. telescopic slides
- Locking with T-bar lock possible
- Hammer head perforation to fix cable ties
- 2 versions
  - Full depth
  - Depth shortened by 100 mm for rear cable ducting

01004071

### DELIVERY COMPRISES

Item	Qty	Description
1	1	Perforated shelf, St, 1.5 mm (color see order information)
2	2	Telescopic slide
3	1	Assembly kit

### ORDER INFORMATION

Full depth

For cabinet depth	Usable surface $w \times d$	$x_f$	$c$	RAL 7021
mm	mm	mm	mm	Part no.
600	405 x 482	50	500	<b>21130-353</b>
800	405 x 682	50	700	<b>21130-355</b>
T-bar lock for 1 telescopic shelf (can be mounted right or left), 1 piece				<b>23130-092</b>
GND/earthing for telescopic 19" shelf PU, 1 kit, for VARISTAR				<b>23130-140</b>

### NOTE

- Please order T-bar lock (item 4) separately
- Cable ducting with cable ties, see page 1.26

01004069

### ORDER INFORMATION

Shortened by 100 mm

For cabinet depth	Usable surface $w \times d$	$x_f$	$c$	RAL 7021
mm	mm	mm	mm	Part no.
600	405 x 382	50	500	<b>21130-352</b>
800	405 x 582	50	700	<b>21130-354</b>
T-bar lock for 1 telescopic shelf (can be mounted right or left), 1 piece				<b>23130-092</b>
GND/earthing for telescopic 19" shelf PU 1 kit, for VARISTAR				<b>23130-140</b>

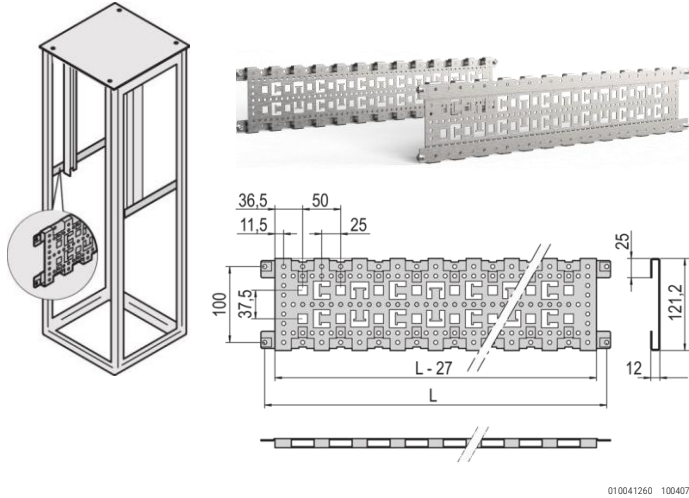
### NOTE

- Please order T-bar lock (item 4) separately
- Cable ducting with cable ties, see page 1.26

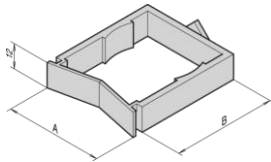
01004070

# Cabinets – Varistar CP Electronics

## DEPTH MEMBER



Cable eye



- For fitting shortened 19" panel/slide mounts and mounting plates
- Cable ducting by means of cable ties and cable eyes

### DELIVERY COMPRISES

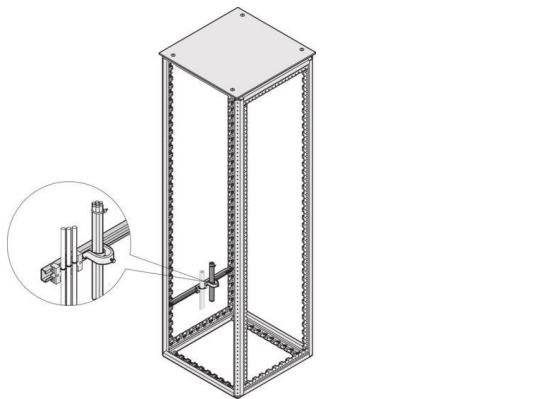
Item	Qty	Description
1	2	Depth member, St, 1.5 mm, finish AlZn
2	1	Assembly kit incl. GND/earthing

### ORDER INFORMATION

Description	For cabinet depth mm	Part no.
Depth member	600	<b>23130-081</b>
Depth member	800	<b>23130-082</b>
Depth member	900	<b>23130-083</b>
Depth member	1000	<b>23130-084</b>
Depth member	1100	<b>23130-364</b>
Depth member	1200	<b>23130-365</b>
Cable eye A = 38 mm, B = 25 mm, PU 25 pieces		<b>21101-151</b>
Cable eye A = 47 mm, B = 50 mm, PU 25 pieces		<b>21101-150</b>

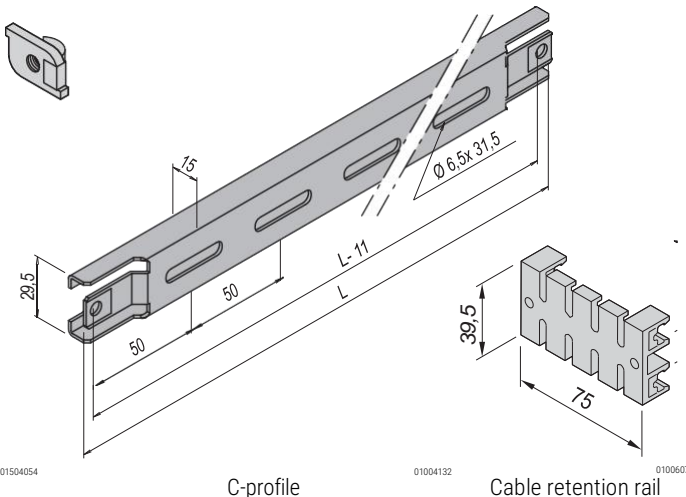
- Cable ducting with cable ties, see page 1.26

## C-PROFILE FOR THE CABINET DEPTH



Cable retention rail and cable shell mounted on C-profile

Slide nut



- For cable ducting in lateral area of cabinet
- For cable shells and cable retention rails

### DELIVERY COMPRISES

Item	Qty	Description
1	2	C-profile, St, 1.5 mm, AlZn
2	1	Assembly kit incl. GND/earthing

### ORDER INFORMATION

For cabinet depth mm	Length L mm	Part no.
600	460	<b>23130-086</b>
800	660	<b>23130-087</b>
900	460	<b>23130-088</b>
1000	660	<b>23130-089</b>
1100	460	<b>23130-366</b>
1200	660	<b>23130-367</b>

### Accessories

Cable retention rail for C-rail Width 75 mm, length 39.5 mm, PU 5 piece	<b>60118-472</b>
Cable shell for cable bundle 18 ... 22 mm, PU 10 pieces	<b>20118-775</b>
Cable shell for cable bundle 22 ... 26 mm, PU 10 pieces	<b>20118-776</b>
Cable shell for cable bundle 26 ... 30 mm, PU 10 pieces	<b>20118-777</b>
Cable shell for cable bundle 30 ... 34 mm, PU 10 pieces	<b>20114-728</b>
Cable shell for cable bundle 34 ... 38 mm, PU 10 pieces	<b>20114-729</b>
Cable shell for cable bundle 38 ... 42 mm, PU 10 pieces	<b>20114-730</b>
Cable shell for cable bundle 42 ... 46 mm, PU 10 pieces	<b>20114-731</b>
Cable shell for cable bundle 46 ... 50 mm, PU 10 pieces	20118-778
Slide nut for C-profile, PU 10 piece	<b>21120-140</b>

### NOTE

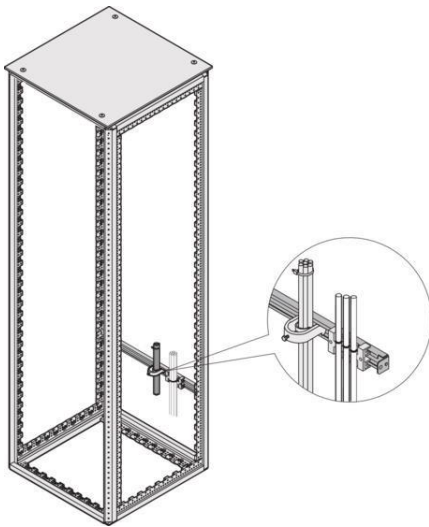
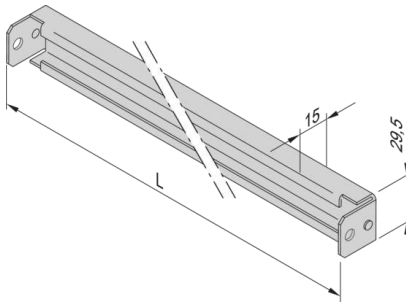
- Cable ties and Velcro for cable retention rail see page 1.28

Part number in bold face type: ready for despatch within 2 working days  
 Part number in normal type: ready for despatch within 10 working days

# Cabinets – Varistar CP Electronics

## C-PROFILE FOR CABINET WIDTH

C-profile



- For cable ducting in rear or front area of cabinet
- For cable shells and cable retention rails

### DELIVERY COMPRISES

Item	Qty	Description
1	2	C-profile, St, 1.5 mm, finish AlZn
2	1	Assembly kit incl. GND/earthing

### ORDER INFORMATION

For cabinet width mm	Length mm	Part no.
600	550	<b>23130-333</b>
800	750	<b>23130-334</b>

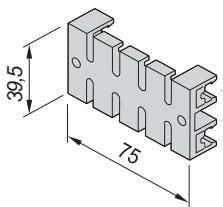
### Accessories

Cable retention rail for C-rail Width 75 mm, length 39.5 mm, PU 5 pieces	<b>60118-472</b>
Cable shell for cable bundle 18 ... 22 mm, PU 10 pieces	<b>20118-775</b>
Cable shell for cable bundle 22 ... 26 mm, PU 10 pieces	<b>20118-776</b>
Cable shell for cable bundle 26 ... 30 mm, PU 10 pieces	<b>20118-777</b>
Cable shell for cable bundle 30 ... 34 mm, PU 10 pieces	<b>20114-728</b>
Cable shell for cable bundle 34 ... 38 mm, PU 10 pieces	<b>20114-729</b>
Cable shell for cable bundle 38 ... 42 mm, PU 10 pieces	<b>20114-730</b>
Cable shell for cable bundle 42 ... 46 mm, PU 10 pieces	<b>20114-731</b>
Cable shell for cable bundle 46 ... 50 mm, PU 10 pieces	20118-778
Slide nut for C-profile, PU 10 pieces	<b>21120-140</b>

### NOTE

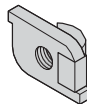
- Cable ties and Velcro for cable retention rail see page 1.26

Cable retention rail



01006071

Slide nut

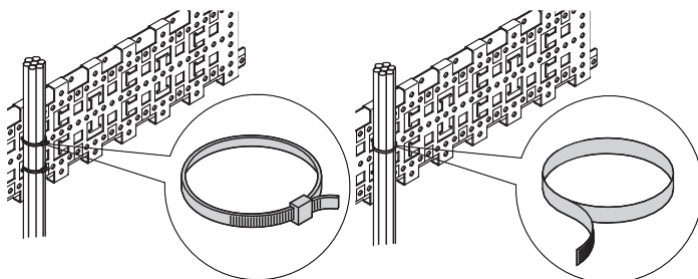


01006064

01006063

01504054

## CABLE TIES, VELCRO



Cable tie

01005078

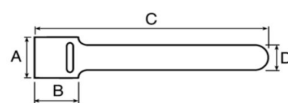
Velcro

01005079

- Fixing materials kit for cable ducting

### ORDER INFORMATION

Description	Part no.
Cable tie, Plastic, 92 mm x 2.5 mm, PU 25 pieces	<b>20118-351</b>
Cable tie, Plastic, 186 mm x 5 mm, PU 25 pieces	<b>20118-352</b>
Cable tie, Plastic, 360 mm x 5 mm, PU 25 pieces	<b>20118-353</b>
Velcro strip, PE/PA, black, length 7 x 200 mm, PU 10 pieces	<b>20118-898</b>



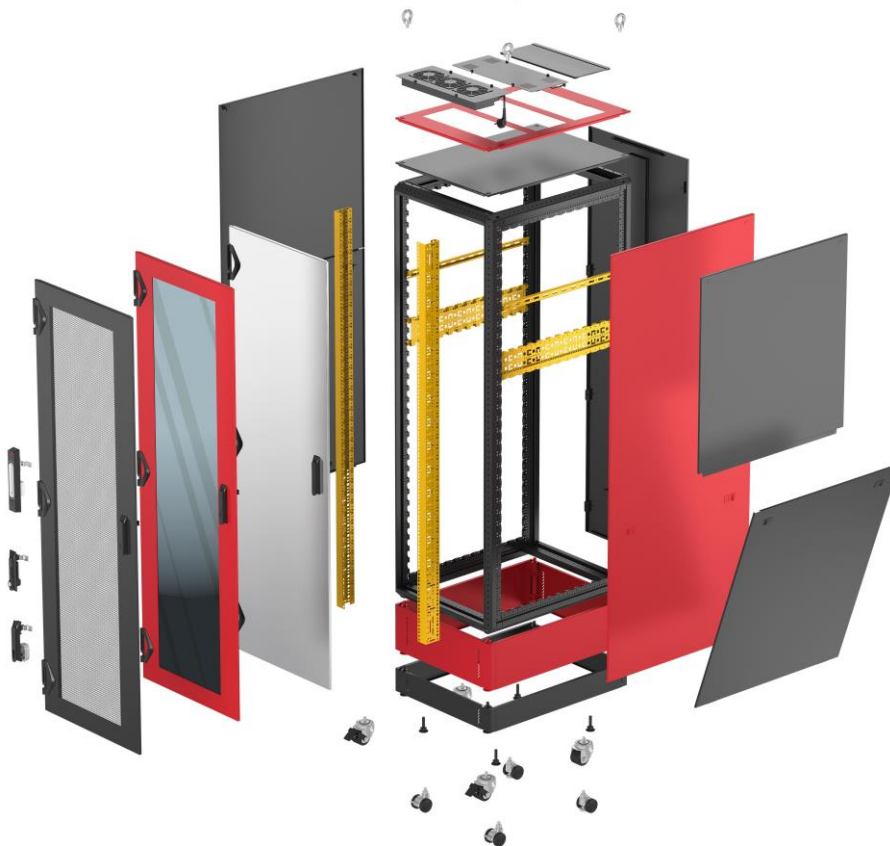
A = 13 mm; B = 12 mm  
C = 200 mm; D = 7 mm

# Cabinets – Varistar CP Electronics

## VARISTAR IP 20 SERVICEPLUS: CONFIGURATION AND ASSEMBLY

- Dimensions:
  - Height: 24 ... 52 U (1200 ... 2200 mm)
  - Width: 600 and 800 mm
  - Depth: 300, 600, 800, 900, 1000, 1100 and 1200 mm  
The dimensions 900, 1000, 1100 and 1200 mm are typically used for datacom or server applications
- The standard colour is:
  - Frame, covers, top cover and base in black grey (RAL 7021). Schroff provides RAL 7035 (light grey) and RAL 9003 (signal white) at no additional costs on customer request.
- Build your cabinet out of individual components (please suffix each part number with /05)
- Once you have selected the desired cabinet dimensions, the row number (first column of the configuration tables) will guide you through all subsequent configuration pages that apply to these dimensions (see example below)
- The cabinet is assembled by us and ready for dispatch within 10 working days
- The online Configurator is available on our website. Please see the link attached or find further information on page. 1.49

<https://schroff.nvent.com/en-de/configurators/3d/varistar-cp/new>



Example configuration (Cabinet 42U, 2000mm, 600 W x 800 D)

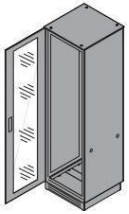

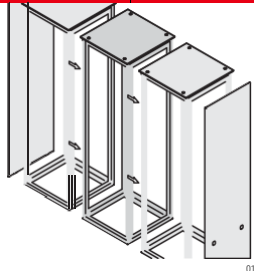

Qty	Description	Order no.
1	Frame Static, height 2000 mm, width 600 mm, depth 800 mm, 1 piece	20630-100/05
1	Adjustable feet, PU 4 pieces	24630-016/05
1	Side panel 2000 mm with quick-release fasteners, RAL 7021, PU 2 pieces	21630-303/05
1	Rear panel, screw-fixed, RAL 7021, 1 piece	21630-122/05
1	Glazed door with single point locking, RAL 7021, IP 20, 1 piece	21630-489/05
1	Plain flush top cover, IP 20, RAL 7021	21630-255/05
1	Grounding kit for Cabinet	24630-001/05
..	.....	.....

	Page
Frames, side-by-side mounting kits, adjustable feet, castors	1.29
Side panels, rear panels Connecting plates for short doors/rear panels	1.30
Decorative frames, glazed doors	1.31
Glazed doors	1.32
Steel doors plain	1.33
Steel doors perforated	1.34
Flat top covers, lifting eyes	1.35
Flat top cover assemblies with cut-out zones	1.36
Thermostat and Cables for fan top covers	1.37
Bases/plinths	1.38
<b>Interior configuration for IP 20</b>	
19" panel/slide mounts	1.39
ETSI panel/slide mounts	1.40
Swing frames	1.41
Mounting plate, stationary shelves, 75 kg	1.42
Telescopic shelves, 70 kg	1.43
19" shelves 1 U, fixed 75 kg, telescopic 30 kg	1.44
19" telescopic shelf, 2 U, 70 kg	1.45
Slide rails, depth members	1.46
Cable ductings	1.47
Cable ties, Velcro	1.48
<b>Internet Configurator</b>	1.49

# Cabinets – Varistar CP Electronics

**EXTERIOR MOUNTING    FRAMES, SIDE-BY-SIDE MOUNTING KITS, ADJUSTABLE FEET, CASTORS**

**ORDER INFORMATION**

					Frame		Side-by-side	Side-by-side mounting kit IP 55 / EMC (with gasketing)	Adjustable feet	Castors		
					Static Frame 1600 kg	Mobile Frame 1000 kg				With 2x lockers, diameter 60 mm	With 2 lockers, diameter 64 mm	With 2 lockers, diameter 125 mm
 <p>Completely in RAL 7021 (black grey)</p>												
					static load-carrying capacity: 1600 kg, St, 1.5 mm, zinc-plated, with central GND/earthing point; please order adjustable feet or castors separately	static load-carrying capacity: 1000 kg, St, 1.5 mm, zinc-plated, with central GND/earthing point;	side-by-side mounting bracket (4 pieces), St; RAL 7021, not in combination with decorative frame	side-by-side mounting bracket (6 pieces) St, plus 12 screws, RAL 7021, not in combination with decorative frame	for the frame, static load-carrying capacity: 1600 kg, cannot be used with base/plinth height 20..40mm	for the frame, static load-carrying capacity: 400 kg, cannot be used with base/plinth, height 80mm, diameter 60mm	for the frame, static load-carrying capacity: 900 kg, cannot be used with base/plinth, height 92.5mm, diameter 64mm	for the frame, static load-carrying capacity: 400 kg, cannot be used with base/plinth, height 155mm, diameter 125mm, with rubberized roller
No.	Cabinet dimensions				1 piece assembled	1 piece assembled	PU 1 kit supplied loose	PU 1 kit supplied loose	PU 4 pieces assembled	PU 4 pieces	PU 4 pieces	PU 4 pieces
	Height U	Width mm	Depth mm									
<b>Completely in RAL 7021</b>					<b>RAL 7021</b>	<b>RAL 7021</b>	<b>RAL 7021</b>					
1	24	1200	600	600	20630-065	20630-193	<b>23130-061</b>	<b>24630-122</b>	<b>24630-016</b>	<b>24630-018</b>	<b>24630-020</b>	<b>24630-104</b>
2	24	1200	600	800	20630-066	20630-194						
3	29	1400	600	600	20630-075	20630-203	<b>23130-061</b>	<b>24630-122</b>	<b>24630-016</b>	<b>24630-018</b>	<b>24630-020</b>	<b>24630-104</b>
4	29	1400	600	800	20630-076	20630-204						
5	33	1600	600	600	20630-083	20630-211	<b>23130-061</b>	<b>24630-122</b>	<b>24630-016</b>	<b>24630-018</b>	<b>24630-020</b>	<b>24630-104</b>
6	33	1600	600	800	20630-084	20630-212						
7	38	1800	600	600	20630-091	20630-219	<b>23130-061</b>	<b>24630-122</b>	<b>24630-016</b>	<b>24630-018</b>	<b>24630-020</b>	<b>24630-104</b>
8	38	1800	600	800	20630-092	20630-220						
9	38	1800	800	600	20630-095	20630-223						
10	42	2000	600	300	20630-261	-						
11	42	2000	600	600	20630-099	20630-227	<b>23130-061</b>	<b>24630-122</b>	<b>24630-016</b>	<b>24630-018</b>	<b>24630-020</b>	<b>24630-104</b>
12	42	2000	600	800	20630-100	20630-228						
13	42	2000	800	600	20630-105	20630-233						
14	42	2000	800	800	20630-106	20630-234						
15	47	2200	600	300	20630-262	-						
16	47	2200	600	600	20630-111	20630-239	<b>23130-061</b>	<b>24630-122</b>	<b>24630-016</b>	<b>24630-018</b>	<b>24630-020</b>	<b>24630-104</b>
17	47	2200	600	800	20630-112	20630-240						
18	47	2200	800	600	20630-117	20630-245						
19	47	2200	800	800	20630-118	20630-246						

Coupling roof trim IP 20,1 kit 24630-017



1. / 3. Grounding kit for Cabinet (4 mm<sup>2</sup>)



2. Grounding braids kit for Cabinet (10 mm<sup>2</sup>)

**ACCESSORIES:**

1. Grounding kit for Cabinet (4 mm<sup>2</sup>), 10pcs. **24630-001**
2. Grounding braids kit for Cabinet (10 mm<sup>2</sup>), 10 pcs, **24630-092**
3. Grounding kit for Cabinet (4 mm<sup>2</sup>), 10pcs according to fire reaction, according to EN50399, B2ac) **24630-093**

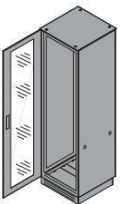



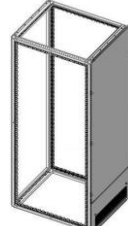
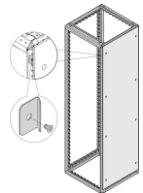
**NOTE**

- Please order one grounding kit per cabinet frame. The kit is sufficient to ground all components of the cabinet.

# Cabinets – Varistar CP Electronics

## EXTERIOR MOUNTING SIDE PANELS, REAR PANELS

### ORDER INFORMATION

					Side panel		Rear panel		Internal Retainer for side panels
					With quick release fastener	Screw-fixed	Screw-fixed rear panel	mounting plate and brush strip	Bracket and screw kit
 <p>Completely in RAL 7021 (black grey)</p>					 <p>St, 1 mm, incl. 4 locks</p> <p>please order GND/earthing kit separately</p>	 <p>St, 1 mm,</p> <p>please order GND/earthing kit separately</p>	 <p>St, 1 mm,</p> <p>please order GND/earthing kit separately</p>	 <p>St, 1 mm,</p> <p>please order GND/earthing kit separately</p>	 <p>St, Al Zn, 1 mm,</p>
No.	Cabinet dimensions				PU 2 pieces assembled	PU 2 pieces assembled	1 piece assembled	1 piece assembled	PU 2 pieces
	Height U	Width mm	Depth mm						
<b>Completely in RAL 7021</b>					<b>RAL 7021</b>	<b>RAL 7021</b>	<b>RAL 7021</b>	<b>RAL 7021</b>	<b>AL Zn</b>
1	24	1200	600	600	21630-285	21630-261	21630-384	-	23130-373
2	24	1200	600	800	21630-286	21630-262	21630-384	-	
3	29	1400	600	600	21630-289	21630-265	21630-386	-	
4	29	1400	600	800	21630-290	21630-266	21630-386	-	
5	33	1600	600	600	21630-293	21630-269	21630-388	-	
6	33	1600	600	800	21630-294	21630-270	21630-388	-	
7	38	1800	600	600	21630-297	21630-273	21630-390	21630-366	
8	38	1800	600	800	21630-298	21630-274	21630-390	21630-366	
9	38	1800	800	600	21630-297	21630-273	21630-391	21630-367	
10	42	2000	600	300	-	21630-277	21630-122	21630-368	
11	42	2000	600	600	21630-302	21630-278	21630-122	21630-368	
12	42	2000	600	800	21630-303	21630-279	21630-122	21630-368	
13	42	2000	800	600	21630-302	21630-278	21630-125	21630-369	
14	42	2000	800	800	21630-303	21630-279	21630-125	21630-369	
15	47	2200	600	300	-	21630-281	21630-123	21630-370	
16	47	2200	600	600	21630-306	21630-282	21630-123	21630-370	
17	47	2200	600	800	21630-307	21630-283	21630-123	21630-370	
18	47	2200	800	600	21630-306	21630-282	21630-126	21630-371	
19	47	2200	800	800	21630-307	21630-283	21630-126	21630-371	

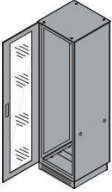
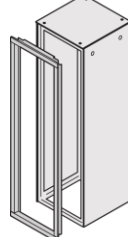
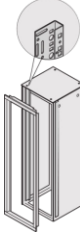


### NOTE

- Please order one grounding kit per cabinet frame. The kit is sufficient to ground all components of the cabinet.

# Cabinets – Varistar CP Electronics

## EXTERIOR MOUNTING DECORATIVE FRAMES

### ORDER INFORMATION

					Deco frame			
					Deco frame 600W	Adapter bracket	Deco frame 800W, 19" panel mount	Deco frame 800W, with swing frame
 <p>Completely in RAL 7021 (black grey)</p>					 <p>Al, 19" plane is integrated into deco frame</p> <p>please order GND/earthing kit separately</p>	 <p>St, for assembling slide rails and shelves in Varistar Deco</p> <p>please order GND/earthing kit separately</p>	 <p>St, 19" plane is integrated into deco frame</p> <p>please order GND/earthing kit separately</p>	 <p>St, 19" plane is integrated into deco frame</p> <p>please order GND/earthing kit separately</p>
No.	Cabinet dimensions				PU 1 piece assembled	PU 2 pieces assembled	PU 1 piece assembled	PU 1 piece assembled
	Height U	Width mm	Depth mm	mm				
Completely in RAL 7021					RAL 7021	RAL 7021	RAL 7021	RAL 7021
1	24	1200	600	600	21630-309	23130-220	-	-
2	24	1200	600	800	21630-309	23130-220	-	-
3	29	1400	600	600	21630-310	23130-221	-	-
4	29	1400	600	800	21630-310	23130-221	-	-
5	33	1600	600	600	21630-311	23130-222	-	-
6	33	1600	600	800	21630-311	23130-222	-	-
7	38	1800	600	600	21630-312	23130-223	-	-
8	38	1800	600	800	21630-312	23130-223	-	-
9	38	1800	800	600	-	-	21630-924	21630-918
10	42	2000	600	300	21630-313	23130-224	-	-
11	42	2000	600	600	21630-313	23130-224	-	-
12	42	2000	600	800	21630-313	23130-224	-	-
13	42	2000	800	600	-	-	21630-925	21630-919
14	42	2000	800	800	-	-	21630-925	21630-919
15	47	2200	600	300	21630-314	23130-225	-	-
16	47	2200	600	600	21630-314	23130-225	-	-
17	47	2200	600	800	21630-314	23130-225	-	-
18	47	2200	800	600	-	-	21630-926	21630-920
19	47	2200	800	800	-	-	21630-926	21630-920

### NOTE

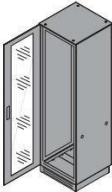



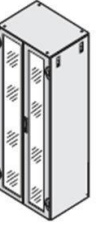


- Please order one grounding kit per cabinet frame. The kit is sufficient to ground all components of the cabinet.



# Cabinets – Varistar CP Electronics

## EXTERIOR MOUNTING GLAZED DOORS

### ORDER INFORMATION


					Glazed doors			Double Glazed door	Handle with round cylinder	Handle for DIN profile half cylinder	
					handle with 1 point locking	handle with 1 point locking	handle with 3 points locking	handle with 3 points locking			
 <p>Completely in RAL 7021 (black grey)</p>					 <p>Door frame St, 1.5 mm, security glass 6 mm, 180° hinge, handle without lever, 2 keys</p> <p>Please order GND/earthing kit separately</p>	 <p>Door frame St, 1.5 mm, security glass 6 mm, 180° hinge, lever handle with key insert, 2 keys.</p> <p>Please order GND/earthing kit separately</p>	 <p>Door frame St, 1.5 mm, security glass 6 mm, 180° hinge, lever handle with key insert, 2 keys.</p> <p>Please order GND/earthing kit separately</p>	 <p>Double door frame St, 1.5 mm, security glass 6 mm, 180° hinge, lever handle with key insert, 2 keys.</p> <p>Please order GND/earthing kit separately</p>	 <p>Handle with round cylinder</p>	 <p>Lever handle for 3 points locking</p>	
No.	Cabinet dimensions				PU 1 piece assembled	PU 1 piece assembled	PU 1 piece assembled	PU 1 piece assembled	PU 1 piece assembled	PU 1 piece assembled	
	Height	Width	Depth								
	U	mm	mm	mm							
	Completely in RAL 7021				RAL 7021	RAL 7021	RAL 7021	RAL 7021			
1	24	1200	600	600	21630-481	21630-392	21630-416	21630-686	24630-098	24630-003	
2	24	1200	600	800	21630-481	21630-392	21630-416	21630-686			
3	29	1400	600	600	21630-483	21630-394	21630-418	21630-688			
4	29	1400	600	800	21630-483	21630-394	21630-418	21630-688			
5	33	1600	600	600	21630-485	21630-396	21630-420	21630-690			
6	33	1600	600	800	21630-485	21630-396	21630-420	21630-690			
7	38	1800	600	600	21630-487	21630-398	21630-422	21630-692			
8	38	1800	600	800	21630-487	21630-398	21630-422	21630-692			
9	38	1800	800	600	21630-488	21630-399	21630-423	21630-693			
10	42	2000	600	300	21630-489	21630-016	21630-092	21630-694			
11	42	2000	600	600	21630-489	21630-016	21630-092	21630-694			
12	42	2000	600	800	21630-489	21630-016	21630-092	21630-694			
13	42	2000	800	600	21630-490	21630-018	21630-095	21630-695			
14	42	2000	800	800	21630-490	21630-018	21630-095	21630-695			
15	47	2200	600	300	21630-491	21630-017	21630-093	21630-696			
16	47	2200	600	600	21630-491	21630-017	21630-093	21630-696			
17	47	2200	600	800	21630-491	21630-017	21630-093	21630-696			
18	47	2200	800	600	21630-492	21630-019	21630-096	21630-697			
19	47	2200	800	800	21630-492	21630-019	21630-096	21630-697			

#### Other handles

Lever handle ASSA cylinder for 3 point locking (without cylinder)	<b>24630-062</b>
Lever handle KABA cylinder for 3 point locking (without cylinder)	<b>24630-063</b>

#### DIN profile half cylinder

A) DIN profile half cylinder, key no. 333, qty = 1	<b>60114-121</b>
B) DIN profile half cylinder, push button lockable by keys, Key no. 2233, qty = 1	<b>23130-601</b>



# Cabinets – Varistar CP Electronics

## EXTERIOR MOUNTING STEEL DOORS PLAIN

### ORDER INFORMATION


		Plain doors			Double Plain door	Handle with round cylinder	Handle for DIN profile half cylinder	Grounding Kit
		handle with 1 point locking	handle with 1 point locking	handle with 3 points locking	handle with 3 points locking			
 <p>Completely in RAL 7021 (black grey)</p>		 <p>Door St, 1.5 mm, 180° hinge, handle without lever, 2 keys</p> <p>Please order GND/earthing kit separately</p>	 <p>Door St, 1.5 mm, 180° hinge, lever handle with key insert, 2 keys.</p> <p>Please order GND/earthing kit separately</p>	 <p>Door St, 1.5 mm, 180° hinge, lever handle with key insert, 2 keys.</p> <p>Please order GND/earthing kit separately</p>	 <p>Double door St, 1.5 mm, 180° hinge, lever handle with key insert, 2 keys</p> <p>Please order GND/earthing kit separately</p>	 <p>Handle with round cylinder</p>	 <p>Lever handle for 3 points locking</p>	<p>Please order one grounding kit per cabinet frame. The kit is sufficient to ground all components of the cabinet.</p>
No.	Cabinet dimensions	PU 1 piece assembled	PU 1 piece assembled	PU 1 piece assembled	PU 1 piece assembled	PU 1 piece assembled	PU 1 piece assembled	
	Height U mm    Width mm    Depth mm							
<b>Completely in RAL 7021</b>		<b>RAL 7021</b>	<b>RAL 7021</b>	<b>RAL 7021</b>	<b>RAL 7021</b>			
1	24 1200 600 600	21630-493	21630-400	21630-432	21630-440	24630-098	24630-003	
2	24 1200 600 800	21630-493	21630-400	21630-432	21630-440			
3	29 1400 600 600	21630-495	21630-402	21630-434	21630-442			
4	29 1400 600 800	21630-495	21630-402	21630-434	21630-442			
5	33 1600 600 600	21630-497	21630-404	21630-436	21630-444			
6	33 1600 600 800	21630-497	21630-404	21630-436	21630-444			
7	38 1800 600 600	21630-499	21630-406	21630-438	21630-446			
8	38 1800 600 800	21630-499	21630-406	21630-438	21630-446			
9	38 1800 800 600	21630-500	21630-407	21630-439	21630-447			
10	42 2000 600 300	21630-501	21630-002	21630-104	21630-086			
11	42 2000 600 600	21630-501	21630-002	21630-104	21630-086			
12	42 2000 600 800	21630-501	21630-002	21630-104	21630-086			
13	42 2000 800 600	21630-502	21630-009	21630-107	21630-089			
14	42 2000 800 800	21630-502	21630-009	21630-107	21630-089			
15	47 2200 600 300	21630-503	21630-003	21630-105	21630-087			
16	47 2200 600 600	21630-503	21630-003	21630-105	21630-087			
17	47 2200 600 800	21630-503	21630-003	21630-105	21630-087			
18	47 2200 800 600	21630-504	21630-010	21630-108	21630-090			
19	47 2200 800 800	21630-504	21630-010	21630-108	21630-090			

#### Other handles

Lever handle ASSA cylinder for 3 point locking (without cylinder)	<b>24630-062</b>
Lever handle KABA cylinder for 3 point locking (without cylinder)	<b>24630-063</b>

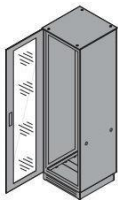






#### DIN profile half cylinder

A) DIN profile half cylinder, key no. 333, qty = 1	<b>60114-121</b>
B) DIN profile half cylinder, push button lockable by keys, Key no. 2233, qty = 1	<b>23130-601</b>



# Cabinets – Varistar CP Electronics

**EXTERIOR MOUNTING    STEEL DOORS PERFORATED**
**ORDER INFORMATION**


		Steel doors perforated			Double steel door perforated	Handle with round cylinder	Handle for DIN profile half cylinder	Grounding Kit
		handle with 1 point locking	handle with 1 point locking	handle with 3 points locking	handle with 3 points locking			
 <p>Completely in RAL 7021 (black grey)</p>		 <p>Door St, 1.5 mm, perforated, 180° hinge, lever handle without lever, 2 keys</p> <p>Please order GND/earthing kit separately</p>	 <p>Door St, 1.5 mm, perforated, 180° hinge, lever handle with key insert, 2 keys.</p> <p>Please order GND/earthing kit separately</p>	 <p>Door St, 1.5 mm, perforated, 180° hinge, lever handle with key insert, 2 keys.</p> <p>Please order GND/earthing kit separately</p>	 <p>Double door St, 1.5 mm, perforated, 180° hinge, lever handle with key insert, 2 keys.</p> <p>Please order GND/earthing kit separately</p>	 <p>Handle with round cylinder</p>	 <p>Lever handle for 3 point locking</p>	<p>Please order one grounding kit per cabinet frame. The kit is sufficient to ground all components of the cabinet.</p>
No.	Cabinet dimensions	PU 1 piece assembled	PU 1 piece assembled	PU 1 piece assembled	PU 1 piece assembled	PU 1 piece assembled	PU 1 piece assembled	
	Height    Width    Depth U    mm    mm    mm							
	<b>Completely in RAL 7021</b>	<b>RAL 7021</b>	<b>RAL 7021</b>	<b>RAL 7021</b>	<b>RAL 7021</b>			
1	24 1200 600 600	21630-507	21630-408	21630-424	21630-448	24630-098	24630-003	
2	24 1200 600 800	21630-507	21630-408	21630-424	21630-448			
3	29 1400 600 600	21630-509	21630-410	21630-426	21630-450			
4	29 1400 600 800	21630-509	21630-410	21630-426	21630-450			
5	33 1600 600 600	21630-511	21630-412	21630-428	21630-452			
6	33 1600 600 800	21630-511	21630-412	21630-428	21630-452			
7	38 1800 600 600	21630-513	21630-414	21630-430	21630-454			
8	38 1800 600 800	21630-513	21630-414	21630-430	21630-454			
9	38 1800 800 600	21630-514	21630-415	21630-431	21630-455			
10	42 2000 600 300	21630-515	21630-006	21630-098	21630-020			
11	42 2000 600 600	21630-515	21630-006	21630-098	21630-020			
12	42 2000 600 800	21630-515	21630-006	21630-098	21630-020			
13	42 2000 800 600	21630-516	21630-013	21630-101	21630-027			
14	42 2000 800 800	21630-516	21630-013	21630-101	21630-027			
15	47 2200 600 300	21630-517	21630-007	21630-099	21630-021			
16	47 2200 600 600	21630-517	21630-007	21630-099	21630-021			
17	47 2200 600 800	21630-517	21630-007	21630-099	21630-021			
18	47 2200 800 600	21630-518	21630-014	21630-102	21630-028			
19	47 2200 800 800	21630-518	21630-014	21630-102	21630-028			

**Other handles**

Lever handle ASSA cylinder for 3 point locking (without cylinder)	<b>24630-062</b>
Lever handle KABA cylinder for 3 point locking (without cylinder)	<b>24630-063</b>

**DIN profile half cylinder**

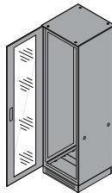



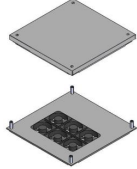
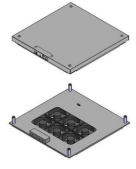

A) DIN profile half cylinder, key no. 333, qty = 1	<b>60114-121</b>
B) DIN profile half cylinder, push button lockable by keys, Key no. 2233, qty = 1	<b>23130-601</b>



# Cabinets – Varistar CP Electronics

## EXTERIOR MOUNTING FLAT / RAISED TOP COVERS, FAN TRAYS AND LIFTING EYES

### ORDER INFORMATION

					Plain flush covers IP20		Raised top cover	Fan top cover		Lifting Eyes	
					flush cover	top cover perforated		Fan top cover for 6 fans, 3 fans included	Fan top cover with 6 ECO fans 24V		
 <p>Completely in RAL 7021 (black grey)</p>					 <p>Flat top cover, St, 1.5 mm, RAL 7021</p> <p>Please order GND/earthing kit separately</p>	 <p>Flat top cover, Perforated, St, 1.5 mm, RAL 7021.</p> <p>Please order GND/earthing kit separately</p>	 <p>Raised top cover, St, 1.5 mm, RAL 7021.</p> <p>Please order GND/earthing kit separately</p>	 <p>Raised top cover, St, 1.5 mm, RAL 7021, 3 Cover PE, 3 fans 230V, assembly kit. Additional fans can be found below. Please order GND/earthing kit separately</p>	 <p>Raised top cover, St, 1.5 mm, RAL 7021, 6 ECO fans 24V, assembly kit</p> <p>Please order GND/earthing kit separately</p>	 <p>Lifting Eyes, M12 thread, application and load to DIN 582. Incl. assembly material.</p>	
No.	Cabinet dimensions				PU 1 piece	PU 1 piece	PU 1 piece	PU 1 piece	PU 1 piece	PU 1 kit , 4pcs	
	Height	Width	Depth								
	U	mm	mm								
Completely in RAL 7021					RAL 7021	RAL 7021	RAL 7021	RAL 7021	RAL 7021		
1	24	1200	600	600	21630-254	21630-571	21630-584	21630-597	21630-777	24630-030	
2	24	1200	600	800	21630-255	21630-572	21630-585	21630-598	21630-778		
3	29	1400	600	600	21630-254	21630-571	21630-584	21630-597	21630-777		
4	29	1400	600	800	21630-255	21630-572	21630-585	21630-598	21630-778		
5	33	1600	600	600	21630-254	21630-571	21630-584	21630-597	21630-777		
6	33	1600	600	800	21630-255	21630-572	21630-585	21630-598	21630-778		
7	38	1800	600	600	21630-254	21630-571	21630-584	21630-597	21630-777		
8	38	1800	600	800	21630-255	21630-572	21630-585	21630-598	21630-778		
9	38	1800	800	600	21630-257	21630-577	21630-590	21630-736	21630-783		
10	42	2000	600	300	21630-260	21630-570	21630-583	-	-		
11	42	2000	600	600	21630-254	21630-571	21630-584	21630-597	21630-777		
12	42	2000	600	800	21630-255	21630-572	21630-585	21630-598	21630-778		
13	42	2000	800	600	21630-257	21630-577	21630-590	21630-736	21630-783		
14	42	2000	800	800	21630-258	21630-578	21630-591	21630-737	21630-784		
15	47	2200	600	300	21630-260	21630-570	21630-583	-	-		
16	47	2200	600	600	21630-254	21630-571	21630-584	21630-597	21630-777		
17	47	2200	600	800	21630-255	21630-572	21630-585	21630-598	21630-778		
18	47	2200	800	600	21630-257	21630-577	21630-590	21630-736	21630-783		
19	47	2200	800	800	21630-258	21630-578	21630-591	21630-737	21630-784		

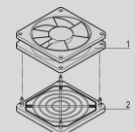
#### Accessories

Internal Safety Device, 1 kit of 2 pcs



**24630-027**

Fan with grill for top assembly, 230 VAC, 38x119x119 mm, for 50 Hz, 162 m3/h assembly material, 1kit



**23130-165**

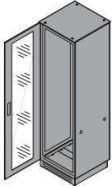


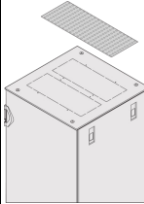
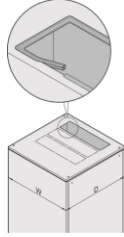

#### NOTE

- Please order one grounding kit per cabinet frame. The kit is sufficient to ground all components of the cabinet.

# Cabinets – Varistar CP Electronics

## EXTERIOR MOUNTING TOP COVER WITH PRE-CUT-OUT ZONES, FAN TRAYS

### ORDER INFORMATION

				Top Cover with Pre-Cutouts IP20					
				Pre-Cutouts	Fan insert		Cover perforated	Edge Protection	Brush Strip
 <p>Completely in RAL 7021 (black grey)</p>				 <p>Flat top cover, with pre-cutouts, St, 1.5 mm, RAL 7021</p> <p>Please order GND/earthing kit separately</p>	 <p>Fan tray, RAL 7021, 3 x 230 VAC fan, fully wired C14 male plug, cable, protective grill, assembly kit.</p> <p>For 2 fan insert, choose 1 x Y-Cable. For 3 Fan inserts, choose 2 x Y- Cables (23130-394)</p>		 <p>Top cover plate, perforated, 6 mm perforation, St, 1 mm, RAL 7021</p>	 <p>Edge protection, PVC, black, length 3 m.</p>	 <p>Brush strip, nylon, black</p>
No.	Cabinet dimensions			PU 1 piece	PU 1 piece		PU 1 piece	PU 1 kit , 4 pieces	PU 2 pieces
	U	mm	mm	mm					
<b>Completely in RAL 7021</b>				<b>RAL 7021</b>	<b>RAL 7021</b>		<b>RAL 7021</b>		
1	24	1200	600	600	21630-457	23130-070	23130-071	28127-281	23130-069
2	24	1200	600	800	21630-458				
3	29	1400	600	600	21630-457				
4	29	1400	600	800	21630-458				
5	33	1600	600	600	21630-457				
6	33	1600	600	800	21630-458				
7	38	1800	600	600	21630-457				
8	38	1800	600	800	21630-458				
9	38	1800	800	600	21630-460				
10	42	2000	600	300	-				
11	42	2000	600	600	21630-457				
12	42	2000	600	800	21630-458				
13	42	2000	800	600	21630-460				
14	42	2000	800	800	21630-461				
15	47	2200	600	300	-				
16	47	2200	600	600	21630-457				
17	47	2200	600	800	21630-458				
18	47	2200	800	600	21630-460				
19	47	2200	800	800	21630-461				

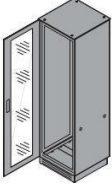
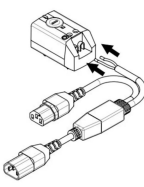
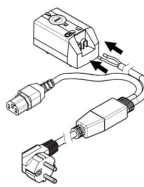
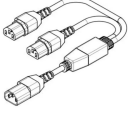
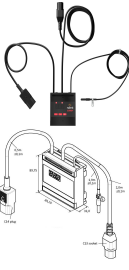



#### NOTE

- Please order one grounding kit per cabinet frame. The kit is sufficient to ground all components of the cabinet.

# Cabinets – Varistar CP Electronics

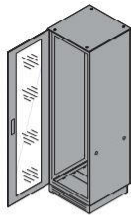

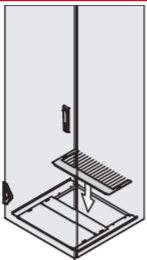

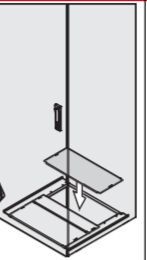


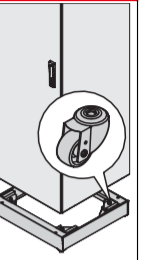
**EXTERIOR MOUNTING THERMOSTAT, SPEED CONTROLLER FOR FAN TRAYS, EXTENSION CABLES**

## ORDER INFORMATION

	Thermostat		Y-Cable	Speed Controller	Extension cable, black,		
	with C14 Plug to cold device cable (C13)	with Schuko / UTE Plug to cold device cable (C13)	when using a 2nd fan insert 2 x IEC C13 / 1 x C14	Speed Controller	Main cable SCHUKO/ UTE to IEC C13 (2.5 m)	Main cable IEC C14 to IEC C13 (2.5 m)	Main Cable British Standard to IEC C13 (2.5 m)
 <p>Completely in RAL 7021 (black grey)</p>	 <p>Thermostat for fan tray with connection cable 230 VAC incl. mounting bracket</p>	 <p>Thermostat for fan tray with connection cable 230 VAC incl. mounting bracket</p>	 <p>Fan tray, RAL 7021, 3 x 230 VAC fan, fully wired C14 male plug, cable, protective grill, assembly kit</p>	 <p>Suitable for all AC fans and fan units (up to 300 W) with IEC 60320 C13 socket and C14 plug (plug &amp; play).</p>	 <p>Mains cable, PVC, max. 250 VAC, max. 10 A</p>	 <p>Mains cable, PVC, max. 250 VAC, max. 10 A</p>	 <p>Mains cable, PVC, max. 250 VAC, max. 10 A</p>
Can be used for all Cabinet dimensions	PU 1 piece	PU 1 piece	PU 1 piece	PU 1 piece	PU 1 piece	PU 1 piece	PU 1 piece
	24630-116	24630-119	23130-394	20118-900	62150-191	60197-053	60103-137


# Cabinets – Varistar CP Electronics

**EXTERIOR MOUNTING BASES/PLINTHS**
**ORDER INFORMATION**

					Base plate				Base/plinth			Base/plinth, mobile
					Base plate, multi-piece	Brush strip	Dust filter set	Cover plate	Base/plinth, ventilated, 100 mm	Side covers, 100 mm		
 <p>Completely in RAL 7021 (black grey)</p>					 <p>01004104</p> <p>St, 1.5 mm, multi-piece, opening to rear 200 mm deep (no rear opening with 300 mm cabinet depth), please order GND/earthing; dimension drawings see page 1.9</p>	 <p>01004105</p> <p>nylon, black</p>	 <p>01004059</p> <p>filter mat, white, class M1, in accordance with EN 799-G3</p>	 <p>01004106</p> <p>St, 1.5 mm, please order gasket IP55 separately</p>	 <p>01004110</p> <p>support with adjustable feet and 2 trims, perforated, static load-carrying capacity 1000 kg; please order side trims separately</p>	 <p>01004053</p> <p>St, 1.5 mm</p>	 <p>01004111</p> <p>support, St, 3 mm, trim, St, 1.5 mm, static load-carrying capacity on castors 400 kg, on adjustable feet 1000 kg</p>	
No.	Cabinet dimensions											
	U	Height mm	Width mm	Depth mm	1 piece	1 piece	1 piece	1 piece	PU 1 kit	PU 1 pair	1 piece assembled	
<b>Completely in RAL 7021</b>					<b>RAL 7021</b>	<b>RAL 7021</b>	<b>RAL 7021</b>	<b>RAL 7021</b>	<b>RAL 7021</b>	<b>RAL 7021</b>	<b>RAL 7021</b>	<b>RAL 7021</b>
1	24	1200	600	600	21630-616				24630-034	24630-077	21630-655	
2	24	1200	600	800	21630-617				24630-034	24630-078	21630-656	
3	29	1400	600	600	21630-616				24630-034	24630-077	21630-655	
4	29	1400	600	800	21630-617				24630-034	24630-078	21630-656	
5	33	1600	600	600	21630-616				24630-034	24630-077	21630-655	
6	33	1600	600	800	21630-617				24630-034	24630-078	21630-656	
7	38	1800	600	600	21630-616				24630-034	24630-077	21630-655	
8	38	1800	600	800	21630-617				24630-034	24630-078	21630-656	
9	38	1800	800	600	21630-622	24630-101	24630-102	24630-103	24630-035	24630-077	21630-661	
10	42	2000	600	300	-	-	-	-	24630-034	24630-081	-	
11	42	2000	600	600	21630-616				24630-034	24630-077	21630-655	
12	42	2000	600	800	21630-617				24630-034	24630-078	21630-656	
13	42	2000	800	600	21630-622				24630-035	24630-077	21630-661	
14	42	2000	800	800	21630-623				24630-035	24630-078	21630-662	
15	47	2200	600	300	-	-	-	-	24630-034	24630-081	-	
16	47	2200	600	600	21630-616				24630-034	24630-077	21630-655	
17	47	2200	600	800	21630-617				24630-034	24630-078	21630-656	
18	47	2200	800	600	21630-622				24630-035	24630-077	21630-661	
19	47	2200	800	800	21630-623				24630-035	24630-078	21630-662	

**Remark:**

200 mm high base and side covers on request



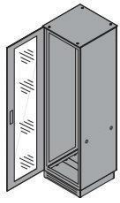
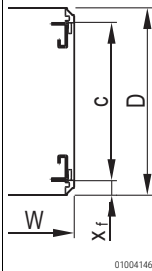

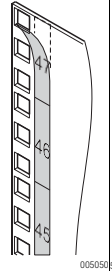
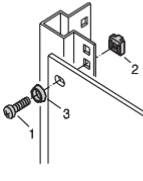
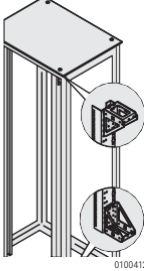
Dust filter set white, class M1, spare parts (3 filters) for replacement of filter included in kit 24630-102

**24630-107**

# Cabinets – Varistar CP Electronics

## INTERIOR MOUNTING 19" PANEL/SLIDE MOUNTS

### ORDER INFORMATION

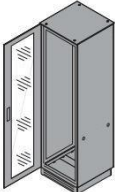

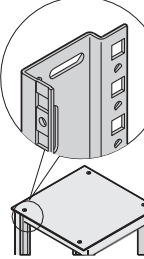
					Dimension Standard fitting		19" panel/slide mounts EIA			U height identification for 19" panel/slide mount	19" assembly kit M6	Adapter bracket for reduced width
							Painted RAL 7021	AlZn	Painted RAL9005 with U indicator			
 <p>Completely in RAL 7021 (black grey)</p>					 <p>01004146</p>					 <p>00505060</p>	 <p>sc128</p>	 <p>01004128</p>
					<p><math>x_f</math> = distance from front <math>c</math> = pitch of 19" panel/slide mounts <math>D</math> = cabinet depth <math>W</math> = cabinet width</p>		<p>St, 1.75 mm; reduced-width adapter bracket required for 800 mm width; depth members are required for partial-height mounting</p>			<p>paper strip, white, serial numbered from 1 ... 47 U</p>	<p>assembly kit: item 1: screws, item 2: cage nuts, item 3: washers</p>	<p>St, 2 mm, finish AlZn, for fixing the 19" panel/slide mounts in 800 mm wide cabinets</p>
No.	Cabinet dimensions				$x_f$ mm	$c$ mm	PU 1 pair assembled	PU 1 pair assembled	PU 2 pair assembled	PU 4 pieces assembled	PU 50 pieces supplied loose	PU 4 pieces assembled
	Height U	Width mm	Depth mm	mm								
Completely in RAL 7021												
RAL 7021												
AlZn												
1	24	1200	600	600	50	500	23130-011	23130-031	-	25127-997	21101-809	-
2	24	1200	600	800	50	700	23130-011	23130-031	-	25127-997	21101-809	-
3	29	1400	600	600	50	500	23130-012	23130-032	-	25127-997	21101-809	-
4	29	1400	600	800	50	700	23130-012	23130-032	-	25127-997	21101-809	-
5	33	1600	600	600	50	500	23130-013	23130-033	-	25127-997	21101-809	-
6	33	1600	600	800	50	700	23130-013	23130-033	-	25127-997	21101-809	-
7	38	1800	600	600	50	500	23130-014	23130-034	-	25127-997	21101-809	-
8	38	1800	600	800	50	700	23130-014	23130-034	-	25127-997	21101-809	-
9	38	1800	800	600	50	500	23130-014	23130-034	-	25127-997	21101-809	-
10	42	2000	600	300	50	200	23130-015	23130-035	24630-013	25127-997	21101-809	-
11	42	2000	600	600	50	500	23130-015	23130-035	24630-013	25127-997	21101-809	-
12	42	2000	600	800	50	700	23130-015	23130-035	24630-013	25127-997	21101-809	-
13	42	2000	800	600	50	500	23130-015	23130-035	24630-013	25127-997	21101-809	-
14	42	2000	800	800	150	500	23130-015	23130-035	24630-013	25127-997	21101-809	-
15	47	2200	600	300	50	200	23130-016	23130-036	24630-014	25127-997	21101-809	-
16	47	2200	600	600	50	500	23130-016	23130-036	24630-014	25127-997	21101-809	-
17	47	2200	600	800	50	700	23130-016	23130-036	24630-014	25127-997	21101-809	-
18	47	2200	800	600	50	500	23130-016	23130-036	24630-014	25127-997	21101-809	-
19	47	2200	800	800	150	500	23130-016	23130-036	24630-014	25127-997	21101-809	23130-091



# Cabinets – Varistar CP Electronics

## INTERIOR MOUNTING    ETSI PANEL/SLIDE MOUNTS



### ORDER INFORMATION

					ETSI panel/slide mount	
					Dimensions	Panel/slide mount
 <p>Completely in RAL 7021 (black grey)</p>					 <p>in accordance with ETS 300119-3 and IEC 60917-211; SU = 25 mm</p>	 <p>St, 2 mm, Al-Zn finish, suitable only for Slim-Line frame; shelves available on request</p>
No.	Cabinet dimensions				Height SU	PU 1 pair assembled
	Height U	Width mm	Depth mm	mm		
<b>Completely in RAL 7021</b>					<b>AlZn</b>	
1	24	1200	600	600	42	23130-051
2	24	1200	600	800	42	23130-051
3	29	1400	600	600	50	23130-052
4	29	1400	600	800	50	23130-052
5	33	1600	600	600	60	23130-053
6	33	1600	600	800	60	23130-053
7	38	1800	600	600	68	23130-054
8	38	1800	600	800	68	
9	38	1800	800	600	68	
10	42	2000	600	300	76	23130-055
11	42	2000	600	600	76	
12	42	2000	600	800	76	
13	42	2000	800	600	76	
14	42	2000	800	800	76	23130-056
15	47	2200	600	300	84	
16	47	2200	600	600	84	
17	47	2200	600	800	84	
18	47	2200	800	600	84	
19	47	2200	800	800	84	23130-056

# Cabinets – Varistar CP Electronics

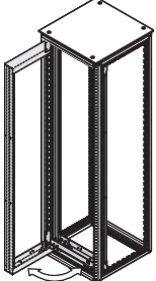

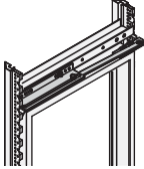

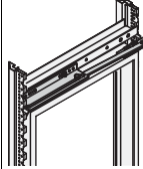

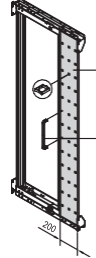
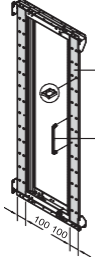

## INTERIOR MOUNTING SWING FRAMES FOR CABINET WIDTH 600 MM

### ORDER INFORMATION

			Swing frame	Slide rail for swing frame	Stop 120°	Safety lock	Spare key
			 01005070 St, 2 mm, RAL 7021, load-carrying capacity: 150 kg, 120° hinge, square locks incl. 2 keys	 01018051 St, 1,5 mm, AlZn plated, plus assembly kit	 01005061 St; for safety reasons a swing frame stop is recommended	 01015060 for swing frame, instead of square lock, incl. 2 keys	 01015059
Height h1	Usable height h2	Width	1 piece assembled	PU 2 pieces assembled	PU 1 kit assembled	1 piece assembled	PU 2 pieces supplied loose
U	U	mm					
Partial height	12	600	-	23130-183	23130-158	<b>60113-267</b>	<b>60220-003</b>
24	20	600	21630-668	23130-183	23130-158	<b>60113-267</b>	<b>60220-003</b>
29	25	600	21630-670	23130-183	23130-158	<b>60113-267</b>	<b>60220-003</b>
33	29	600	21630-672	23130-183	23130-158	<b>60113-267</b>	<b>60220-003</b>
38	34	600	21630-674	23130-183	23130-158	<b>60113-267</b>	<b>60220-003</b>
42	38	600	21630-676	23130-183	23130-158	<b>60113-267</b>	<b>60220-003</b>
47	43	600	21630-678	23130-183	23130-158	<b>60113-267</b>	<b>60220-003</b>

## INTERIOR MOUNTING SWING FRAMES FOR CABINET WIDTH 800 MM

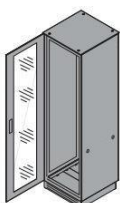
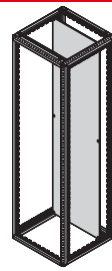
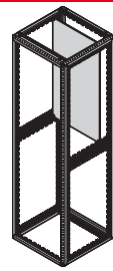
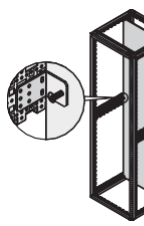


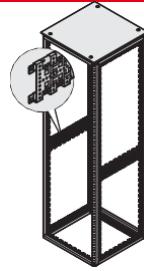
### ORDER INFORMATION

			Swing frame 120°		Swing frame 160°		Slide rail for swing frame	Swing frame trim		Safety lock
			Swing frame 120°	Stop 120°	Swing frame 160°	Stop 160°		Asymmetrical assembly	Symmetrical assembly	
			 01005070 St, 2mm, RAL 7021, load-carrying capacity 150 kg, 120° hinge, square locks incl. 2 keys (Dimension	 01005061 St; for safety reasons a swing frame stop is recommended	 01005070 St, 2 mm, RAL 7021, load-carrying capacity 150 kg, 160° hinge, square locks incl. 2 keys	 01005061 St, swing frame stop is recommended for safety reasons	 01015060 St, 1,5 mm, AlZn plated plus assembly kit	 01005058 St, 1,5 mm, RAL 7021, trim (item 1, width 200 mm) incl. handle (item 2) and cutout for cable eyes	 01005057 St, 1,5 mm, RAL 7021, trim (item 1, 2 x width 100 mm) incl. handle (item 2) and cutout for cable eyes	 01015060 for swing frame, instead of square lock, incl. 2 keys
Height	Usable height	Width	1 piece assembled	PU 1 kit assembled	1 piece assembled	PU 1 kit assembled	PU 2 pieces assembled	1 piece assembled	PU 2 pieces assembled	1 piece assembled
U	U	mm								
	12	800	-	23130-158	-	23130-159	23130-184	-	-	<b>60113-267</b>
24	20	800	21630-669	23130-158	21630-680	23130-159	23130-184	21630-746	21630-749	<b>60113-267</b>
29	25	800	21630-671	23130-158	21630-681	23130-159	23130-184	21130-433	21130-443	<b>60113-267</b>
33	29	800	21630-673	23130-158	21630-682	23130-159	23130-184	21630-747	21630-750	<b>60113-267</b>
38	34	800	21630-675	23130-158	21630-683	23130-159	23130-184	21130-435	21130-445	<b>60113-267</b>
42	38	800	21630-677	23130-158	21630-684	23130-159	23130-184	21630-748	21630-751	<b>60113-267</b>
47	43	800	21630-679	23130-158	21630-685	23130-159	23130-184	21130-437	21130-447	<b>60113-267</b>

# Cabinets – Varistar CP Electronics

## INTERIOR MOUNTING MOUNTING PLATE, STATIONARY SHELVES, 75 KG

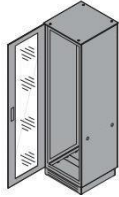
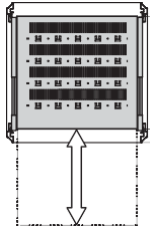
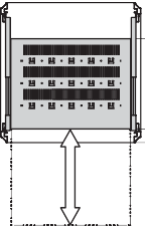
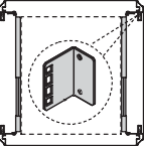
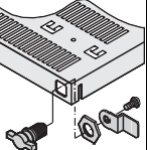
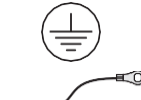
### ORDER INFORMATION

		Mounting plate		Strengthening brackets	Stationary shelf	Stationary shelf				
		Full height	Height 1200 mm		Full depth	Shortened by 100 mm	Depth member, 3 rows			
 <p>Completely in RAL 7021 (black grey)</p>		 <p>01008052</p>	 <p>01008053</p>	 <p>01008080</p>	 <p>01004142</p>	 <p>01004142</p>	 <p>01004126</p>			
		St, zinc-plated, 3 mm, static load-carrying capacity up to 450 kg (rear mounted); strengthening bracket increases static load-carrying capacity; please order separately		St profile, increases static load-carrying capacity of mounting plate to 150 kg	St, 1.5 mm, static load-carrying capacity 75 kg, 1 U, incl. GND/earthing	St, 1.5 mm, static load-carrying cap. 75 kg, 1 U, depth 479 mm, incl. GND/earthing, for recessed installation order depth members separately	length 460 mm, St, 1.5 mm, finish AlZn; required for recessed shelf			
No.	Cabinet dimensions			1 piece assembled	1 piece assembled	PU 2 pieces assembled	1 piece assembled	1 piece assembled	PU 1 pair assembled	
	U	Height mm	Width mm							Depth mm
<b>Completely in RAL 7021</b>										
		<b>zinc-plated</b>	<b>zinc-plated</b>	<b>RAL 7021</b>	<b>RAL 7021</b>	<b>RAL 7021</b>	<b>RAL 7021</b>	<b>AlZn</b>		
1	24	1200	600	600	–	23130-413	<b>23130-418</b>	<b>21130-323</b>	21130-322	<b>23130-081</b>
2	24	1200	600	800	–	23130-413	<b>23130-418</b>	21130-325	<b>21130-324</b>	<b>23130-082</b>
3	29	1400	600	600	–	23130-413	<b>23130-418</b>	<b>21130-323</b>	21130-322	
4	29	1400	600	800	–	23130-413	<b>23130-418</b>	21130-325	<b>21130-324</b>	<b>23130-082</b>
5	33	1600	600	600	–	23130-413	<b>23130-418</b>	<b>21130-323</b>	21130-322	
6	33	1600	600	800	–	23130-413	<b>23130-418</b>	21130-325	<b>21130-324</b>	<b>23130-082</b>
7	38	1800	600	600	23130-405	23130-413	<b>23130-418</b>	<b>21130-323</b>	21130-322	
8	38	1800	600	800	23130-405	23130-413	<b>23130-418</b>	21130-325	<b>21130-324</b>	<b>23130-082</b>
9	38	1800	600	600	23130-406	23130-414	<b>23130-418</b>	21130-333	21130-332	
10	42	2000	600	300	23130-407	23130-413	<b>23130-418</b>	–	–	–
11	42	2000	600	600	23130-407	23130-413	<b>23130-418</b>	<b>21130-323</b>	21130-322	
12	42	2000	600	800	23130-407	23130-413	<b>23130-418</b>	21130-325	<b>21130-324</b>	<b>23130-082</b>
13	42	2000	800	600	23130-408	23130-414	<b>23130-418</b>	21130-333	21130-332	
14	42	2000	800	800	23130-408	23130-414	<b>23130-418</b>	21130-335	21130-334	<b>23130-082</b>
15	47	2200	600	300	–	23130-413	<b>23130-418</b>	–	–	
16	47	2200	600	600	–	23130-413	<b>23130-418</b>	<b>21130-323</b>	21130-322	<b>23130-081</b>
17	47	2200	600	800	–	23130-413	<b>23130-418</b>	21130-325	<b>21130-324</b>	<b>23130-082</b>
18	47	2200	800	600	–	23130-414	<b>23130-418</b>	21130-333	21130-332	<b>23130-081</b>
19	47	2200	800	800	–	23130-414	<b>23130-418</b>	21130-335	21130-334	<b>23130-082</b>

# Cabinets – Varistar CP Electronics

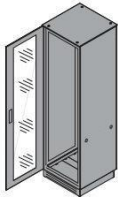
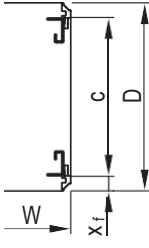
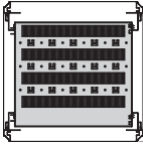
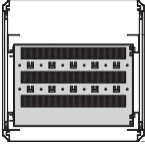
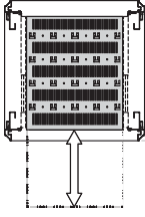
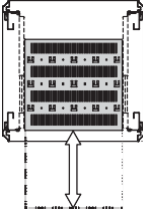

## INTERIOR MOUNTING TELESCOPIC SHELVES, 70 KG

### ORDER INFORMATION

					Telescopic shelf, 2 U				
					Full depth	Shortened by 100 mm	Mounting bracket	T-bar lock	GND/earthing
 <p>Completely in RAL 7021 (black grey)</p>					 <p>01004144</p>	 <p>01004145</p>	 <p>01005054</p>	 <p>01004125</p>	 <p>05904052</p>
					St, 1.5 mm, static load-carrying capacity 70/50 kg (width 600/800 mm), incl. telescopic slide, please order mounting bracket separately	St, 1.5 mm, static load-carrying capacity 70/50 kg (width 600/800 mm), incl. telescopic slide, please order mounting bracket separately	St, finish AlZn	to lock the telescopic shelf	for telescopic shelf
No.	Cabinet dimensions				1 piece assembled	1 piece assembled	PU 4 pieces assembled	1 piece assembled	PU 1 kit assembled
	Height U	Width mm	Depth mm	mm					
Completely in RAL 7021					RAL 7021	RAL 7021	AlZn		
1	24	1200	600	600	<b>21130-353</b>	<b>21130-352</b>	<b>23130-274</b>	<b>23130-092</b>	<b>23130-140</b>
2	24	1200	600	800	<b>21130-355</b>	<b>21130-354</b>			
3	29	1400	600	600	<b>21130-353</b>	<b>21130-352</b>	<b>23130-274</b>	<b>23130-092</b>	<b>23130-140</b>
4	29	1400	600	800	<b>21130-355</b>	<b>21130-354</b>			
5	33	1600	600	600	<b>21130-353</b>	<b>21130-352</b>	<b>23130-274</b>	<b>23130-092</b>	<b>23130-140</b>
6	33	1600	600	800	<b>21130-355</b>	<b>21130-354</b>			
7	38	1800	600	600	<b>21130-353</b>	<b>21130-352</b>	<b>23130-274</b>	<b>23130-092</b>	<b>23130-140</b>
8	38	1800	600	800	<b>21130-355</b>	<b>21130-354</b>			
9	38	1800	800	600	21130-373	21130-372	<b>23130-274</b>	<b>23130-092</b>	<b>23130-140</b>
10	42	2000	600	300	-	-	-	-	-
11	42	2000	600	600	<b>21130-353</b>	<b>21130-352</b>	<b>23130-274</b>	<b>23130-092</b>	<b>23130-140</b>
12	42	2000	600	800	<b>21130-355</b>	<b>21130-354</b>			
13	42	2000	800	600	21130-373	21130-372	<b>23130-274</b>	<b>23130-092</b>	<b>23130-140</b>
14	42	2000	800	800	21130-375	21130-374			
15	47	2200	600	300	-	-	-	-	-
16	47	2200	600	600	<b>21130-353</b>	<b>21130-352</b>	<b>23130-274</b>	<b>23130-092</b>	<b>23130-140</b>
17	47	2200	600	800	<b>21130-355</b>	<b>21130-354</b>			
18	47	2200	800	600	21130-373	21130-372	<b>23130-274</b>	<b>23130-092</b>	<b>23130-140</b>
19	47	2200	800	800	21130-375	21130-374			

# Cabinets – Varistar CP Electronics

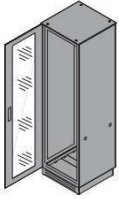
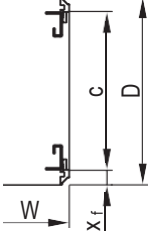
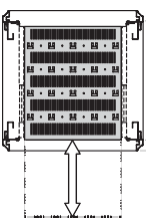
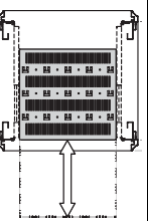
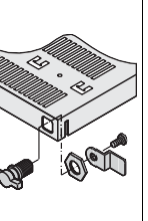
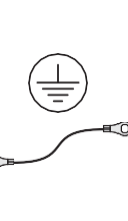
**INTERIOR MOUNTING 19" SHELVES 1 U, STATIONARY 75 KG, TELESCOPIC 30 KG**
**ORDER INFORMATION**

				Dimension Standard fitting		19" stationary shelf, 1 U, 75 kg		19" telescopic shelf, 1 U, 30 kg		GND/earthing	
						Full depth	Shortened by 100 mm	Full depth	Shortened by 100 mm		
 <p>Completely in RAL 7021 (black grey)</p>				 <p><math>x_f</math> = distance from front <math>c</math> = pitch of 19" panel/slide mounts <math>D</math> = cabinet depth <math>W</math> = cabinet width</p>		 <p>01004146</p>	 <p>01004119</p>	 <p>01004119</p>	 <p>01004123</p>	 <p>01004122</p> <p>05904052</p>	
				<p><math>x_f</math> = distance from front <math>c</math> = pitch of 19" panel/slide mounts <math>D</math> = cabinet depth <math>W</math> = cabinet width</p>		<p>St, 1.5 mm, static load-carrying capacity 75 kg, depth 600 mm, incl. GND/earthing</p>	<p>St, 1.5 mm, static load-carrying capacity 75 kg, depth 500 mm, incl. GND/earthing</p>	<p>St, 1.5 mm, static load-carrying capacity 30 kg, incl. telescopic slide.</p> <p>Please order GND/earthing kit separately</p>	<p>St, 1.5 mm, static load-carrying capacity 30 kg, incl. telescopic slide.</p> <p>Please order GND/earthing kit separately</p>	<p>for telescopic shelf</p>	
No.	Cabinet dimensions			$x_f$ mm	$c$ mm	1 piece assembled	1 piece assembled	1 piece assembled	1 piece assembled	PU 1 kit assembled	
	U	Height mm	Width mm								Depth mm
<b>Completely in RAL 7021</b>											
1	24	1200	600	600	50	500	<b>21130-303</b>	<b>21130-302</b>	<b>21130-343</b>	<b>21130-342</b>	
2	24	1200	600	800	50	700	<b>21130-305</b>	<b>21130-304</b>	<b>21130-345</b>	<b>21130-344</b>	<b>23130-140</b>
3	29	1400	600	600	50	500	<b>21130-303</b>	<b>21130-302</b>	<b>21130-343</b>	<b>21130-342</b>	
4	29	1400	600	800	50	700	<b>21130-305</b>	<b>21130-304</b>	<b>21130-345</b>	<b>21130-344</b>	<b>23130-140</b>
5	33	1600	600	600	50	500	<b>21130-303</b>	<b>21130-302</b>	<b>21130-343</b>	<b>21130-342</b>	
6	33	1600	600	800	50	700	<b>21130-305</b>	<b>21130-304</b>	<b>21130-345</b>	<b>21130-344</b>	<b>23130-140</b>
7	38	1800	600	600	50	500	<b>21130-303</b>	<b>21130-302</b>	<b>21130-343</b>	<b>21130-342</b>	
8	38	1800	600	800	50	700	<b>21130-305</b>	<b>21130-304</b>	<b>21130-345</b>	<b>21130-344</b>	<b>23130-140</b>
9	38	1800	800	600	50	500	<b>21130-303</b>	<b>21130-302</b>	<b>21130-343</b>	<b>21130-342</b>	<b>23130-140</b>
10	42	2000	600	300	50	200	-	-	-	-	-
11	42	2000	600	600	50	500	<b>21130-303</b>	<b>21130-302</b>	<b>21130-343</b>	<b>21130-342</b>	
12	42	2000	600	800	50	700	<b>21130-305</b>	<b>21130-304</b>	<b>21130-345</b>	<b>21130-344</b>	<b>23130-140</b>
13	42	2000	800	600	50	500	<b>21130-303</b>	<b>21130-302</b>	<b>21130-343</b>	<b>21130-342</b>	<b>23130-140</b>
14	42	2000	800	800	150	500	<b>21130-303</b>	<b>21130-302</b>	<b>21130-343</b>	<b>21130-342</b>	
15	47	2200	600	300	50	200	-	-	-	-	-
16	47	2200	600	600	50	500	<b>21130-303</b>	<b>21130-302</b>	<b>21130-343</b>	<b>21130-342</b>	
17	47	2200	600	800	50	700	<b>21130-305</b>	<b>21130-304</b>	<b>21130-345</b>	<b>21130-344</b>	<b>23130-140</b>
18	47	2200	800	600	50	500	<b>21130-303</b>	<b>21130-302</b>	<b>21130-343</b>	<b>21130-342</b>	
19	47	2200	800	800	150	500	<b>21130-303</b>	<b>21130-302</b>	<b>21130-343</b>	<b>21130-342</b>	<b>23130-140</b>

# Cabinets – Varistar CP Electronics

**INTERIOR MOUNTING 19" TELESCOPIC SHELF, 2 U, 70 KG**

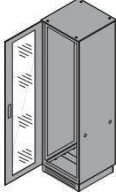
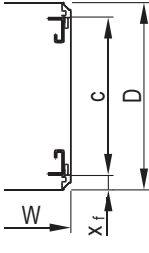
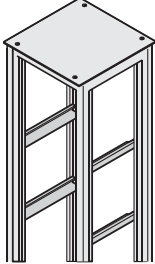
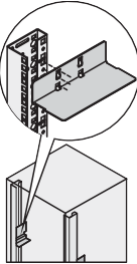
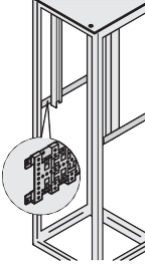
## ORDER INFORMATION

					Dimension Standard fitting		Telescopic shelf, 2 U, 70 kg				
							Full depth	Shortened by 100 mm	T-bar lock	GND/earthing	
 <p>Completely in RAL 7021 (black grey)</p>					 <p>01004146</p>		 <p>01004123</p>	 <p>01004122</p>	 <p>01004125</p>	 <p>05904052</p>	
					<p>X<sub>f</sub> = distance from front c = pitch of 19" panel/slide mounts D = cabinet depth W = cabinet width</p>		<p>St, 1.5 mm, RAL 7021, static load-carrying capacity 70 kg, width 417 mm, depth 482 mm, incl. telescopic slide, Please order, T-bar lock and earthing kit separately</p>	<p>St, 1.5 mm, RAL 7021, static load-carrying capacity 70 kg, width 400 mm, depth 682 mm, incl. telescopic slide, Please order, T-bar lock and earthing kit separately</p>	<p>to lock the telescopic shelf</p>	<p>for telescopic shelf</p>	
Cabinet dimensions											
No.	U	Height mm	Width mm	Depth mm	X <sub>f</sub> mm	c mm	1 piece assembled	1 piece assembled	1 piece assembled	PU 1 kit assembled	
Completely in RAL 7021							RAL 7021	RAL 7021			
1	24	1200	600	600	50	500	21130-353	21130-352	23130-092	23130-140	
2	24	1200	600	800	50	700	21130-355	21130-354			
3	29	1400	600	600	50	500	21130-353	21130-352	23130-092	23130-140	
4	29	1400	600	800	50	700	21130-355	21130-354			
5	33	1600	600	600	50	500	21130-353	21130-352	23130-092	23130-140	
6	33	1600	600	800	50	700	21130-355	21130-354			
7	38	1800	600	600	50	500	21130-353	21130-352	23130-092	23130-140	
8	38	1800	600	800	50	700	21130-355	21130-354			
9	38	1800	800	600	50	500	21130-353	21130-352	23130-092	23130-140	
10	42	2000	600	300	50	200	-	-	-	-	
11	42	2000	600	600	50	500	21130-353	21130-352	23130-092	23130-140	
12	42	2000	600	800	50	700	21130-355	21130-354			
13	42	2000	800	600	50	500	21130-353	21130-352	23130-092	23130-140	
14	42	2000	800	800	150	500	21130-353	21130-352			
15	47	2200	600	300	50	200	-	-	-	-	
16	47	2200	600	600	50	500	21130-353	21130-352	23130-092	23130-140	
17	47	2200	600	800	50	700	21130-355	21130-354			
18	47	2200	800	600	50	500	21130-353	21130-352	23130-092	23130-140	
19	47	2200	800	800	150	500	21130-353	21130-352			

# Cabinets – Varistar CP Electronics

## INTERIOR MOUNTING SLIDE RAILS, DEPTH MEMBERS

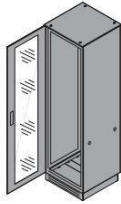
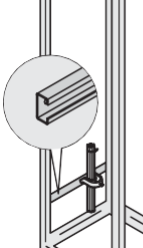
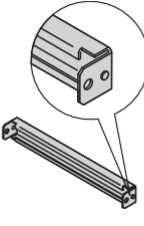
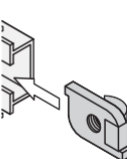
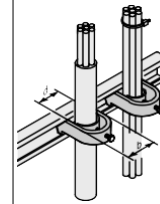
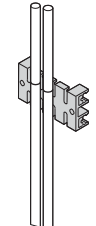
### ORDER INFORMATION

				Dimension Standard fitting		Slide rail		Short slide rail		Depth member, 3 rows	
						25 kg	100 kg				
 <p>Completely in RAL 7021 (black grey)</p>				 <p>01004146</p>		 <p>01004115</p>		 <p>01004154</p>		 <p>01004126</p>	
				$x_f$ = distance from front $c$ = pitch of 19" panel/slide mounts $D$ = cabinet depth $W$ = cabinet width		St, 1.5 mm, finish AlZn, static load-carrying capacity 25 kg/pair		St, 2.5 mm, zinc-plated, static load-carrying capacity 100 kg/pair		St, 1.5 mm, finish AlZn, static load-carrying capacity 15 kg/pair	
										length 460 mm, St, 1.5 mm, finish AlZn; required for recessed frame mounted stationary shelf	
No.	Cabinet dimensions			$x_f$ mm	$c$ mm	PU 2 pieces supplied loose		PU 1 kit supplied loose		PU 1 pair assembled	
	Height U	Width mm	Depth mm			AlZn	zinc-plated	AlZn	AlZn		
<b>Completely in RAL 7021</b>											
1	24	1200	600	600	50	500	<b>23130-096</b>	<b>23130-118</b>	<b>23130-094</b>	<b>23130-081</b>	
2	24	1200	600	800	50	700	<b>23130-097</b>	<b>23130-119</b>		<b>23130-082</b>	
3	29	1400	600	600	50	500	<b>23130-096</b>	<b>23130-118</b>		<b>23130-081</b>	
4	29	1400	600	800	50	700	<b>23130-097</b>	<b>23130-119</b>		<b>23130-082</b>	
5	33	1600	600	600	50	500	<b>23130-096</b>	<b>23130-118</b>		<b>23130-081</b>	
6	33	1600	600	800	50	700	<b>23130-097</b>	<b>23130-119</b>		<b>23130-082</b>	
7	38	1800	600	600	50	500	<b>23130-096</b>	<b>23130-118</b>		<b>23130-081</b>	
8	38	1800	600	800	50	700	<b>23130-097</b>	<b>23130-119</b>		<b>23130-082</b>	
9	38	1800	800	600	50	500	<b>23130-096</b>	<b>23130-118</b>		<b>23130-081</b>	
10	42	2000	600	300	50	200	<b>23130-099</b>	<b>23130-116</b>		-	
11	42	2000	600	600	50	500	<b>23130-096</b>	<b>23130-118</b>		<b>23130-081</b>	
12	42	2000	600	800	50	700	<b>23130-097</b>	<b>23130-119</b>		<b>23130-082</b>	
13	42	2000	800	600	50	500	<b>23130-096</b>	<b>23130-118</b>		<b>23130-081</b>	
14	42	2000	800	800	150	500	<b>23130-096</b>	<b>23130-118</b>		<b>23130-082</b>	
15	47	2200	600	300	50	200	<b>23130-099</b>	<b>23130-116</b>		-	
16	47	2200	600	600	50	500	<b>23130-096</b>	<b>23130-118</b>		<b>23130-081</b>	
17	47	2200	600	800	50	700	<b>23130-097</b>	<b>23130-119</b>		<b>23130-082</b>	
18	47	2200	800	600	50	500	<b>23130-096</b>	<b>23130-118</b>		<b>23130-082</b>	
19	47	2200	800	800	150	500	<b>23130-096</b>	<b>23130-118</b>		<b>23130-082</b>	

# Cabinets – Varistar CP Electronics

## INTERIOR MOUNTING CABLE DUCTINGS

### ORDER INFORMATION

					Cable ducting with C-profile				
					C-rail for cabinet depth	C-rail for cabinet width	Slide nut	Cable shell	Cable support for C-rail
 <p>Completely in RAL 7021 (black grey)</p>					 <p>01006109</p>	 <p>01006107</p>	 <p>01504054</p>	 <p>vm1009</p>	 <p>01006110</p>
					St, 1.5 mm, finish AlZn	St, 1.5 mm, finish AlZn	for C-rail	for C-rail or for cable support rail, for cable bundles of 42 ... 46 mm, further dimensions see page 1.24	PA, UL 94 V-0, black, assembly by clipping onto the C-rail
No.	Cabinet dimensions				PU 2 pieces supplied loose	PU 2 pieces supplied loose	PU 10 pieces supplied loose	PU 10 pieces supplied loose	PU 5 pieces supplied loose
	Height U	Width mm	Depth mm	mm					
<b>Completely in RAL 7021</b>									
					<b>AlZn</b>	<b>AlZn</b>			
1	24	1200	600	600	<b>23130-086</b>	<b>23130-334</b>	<b>21120-140</b>	<b>20114-731</b>	<b>60118-472</b>
2	24	1200	600	800	<b>23130-087</b>				
3	29	1400	600	600	<b>23130-086</b>	<b>23130-333</b>	<b>21120-140</b>	<b>20114-731</b>	<b>60118-472</b>
4	29	1400	600	800	<b>23130-087</b>				
5	33	1600	600	600	<b>23130-086</b>	<b>23130-333</b>	<b>21120-140</b>	<b>20114-731</b>	<b>60118-472</b>
6	33	1600	600	800	<b>23130-087</b>				
7	38	1800	600	600	<b>23130-086</b>	<b>23130-333</b>	<b>21120-140</b>	<b>20114-731</b>	<b>60118-472</b>
8	38	1800	600	800	<b>23130-087</b>				
9	38	1800	800	600	<b>23130-086</b>	<b>23130-334</b>	<b>21120-140</b>	<b>20114-731</b>	<b>60118-472</b>
10	42	2000	600	300	-	-	-	-	-
11	42	2000	600	600	<b>23130-086</b>	<b>23130-333</b>	<b>21120-140</b>	<b>20114-731</b>	<b>60118-472</b>
12	42	2000	600	800	<b>23130-087</b>				
13	42	2000	800	600	<b>23130-086</b>	<b>23130-334</b>	<b>21120-140</b>	<b>20114-731</b>	<b>60118-472</b>
14	42	2000	800	800	<b>23130-087</b>				
15	47	2200	600	300	-	-	-	-	-
16	47	2200	600	600	<b>23130-086</b>	<b>23130-333</b>	<b>21120-140</b>	<b>20114-731</b>	<b>60118-472</b>
17	47	2200	600	800	<b>23130-087</b>				
18	47	2200	800	600	<b>23130-086</b>	<b>23130-334</b>	<b>21120-140</b>	<b>20114-731</b>	<b>60118-472</b>
19	47	2200	800	800	<b>23130-087</b>				



# Cabinets – Varistar CP Electronics

**INTERIOR MOUNTING CABLE TIES, VELCRO**

**ORDER INFORMATION**

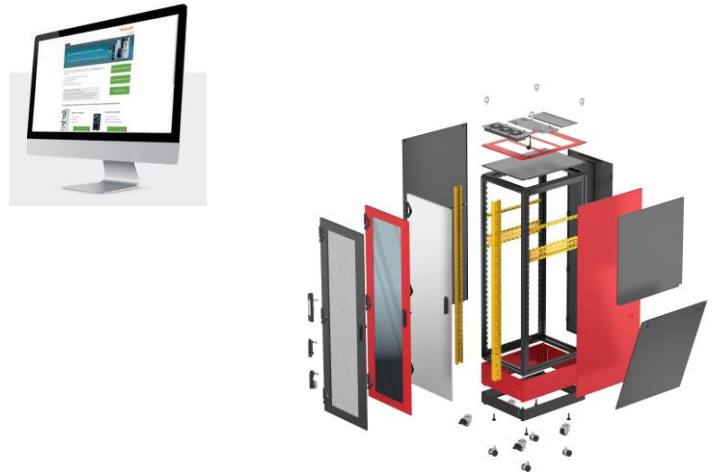
					Cable tie	Velcro	General components
 <p>Completely in RAL 7021 (black grey)</p>					 <p>01005078</p> <p>plastic, 92 mm x 2.5 mm, further dimensions see page 1.26</p>	 <p>01005079</p> <p>black, length 200 mm, further dimensions see page 1.26</p>	<p>Mechanics from page 3.2</p>  <p>Electrics from page 3.29</p> 
Cabinet dimensions					PU 25 pieces supplied loose	PU 10 pieces supplied loose	
No.	U	Height mm	Width mm	Depth mm			
<b>Completely in RAL 7021</b>					<b>20118-351</b>	<b>20118-898</b>	<p>Power distribution from page 3.50</p>  <p>Climate control from page 4.0</p> 
1	24	1200	600	600			
2	24	1200	600	800			
3	29	1400	600	600			
4	29	1400	600	800			
5	33	1600	600	600			
6	33	1600	600	800			
7	38	1800	600	600			
8	38	1800	600	800			
9	38	1800	600	600			
10	42	2000	600	300			
11	42	2000	600	600			
12	42	2000	600	800			
13	42	2000	800	600			
14	42	2000	800	800			
15	47	2200	600	300			
16	47	2200	600	600			
17	47	2200	600	800			
18	47	2200	800	600			
19	47	2200	800	800			

# Cabinets – Varistar CP Electronics

## INTERNET CONFIGURATOR

Design your customized robust steel-framed electronic / server cabinet with integrated electromechanical accessories

<https://schroff.nvent.com/en-de/configurators/3d/varistar-cp/new>



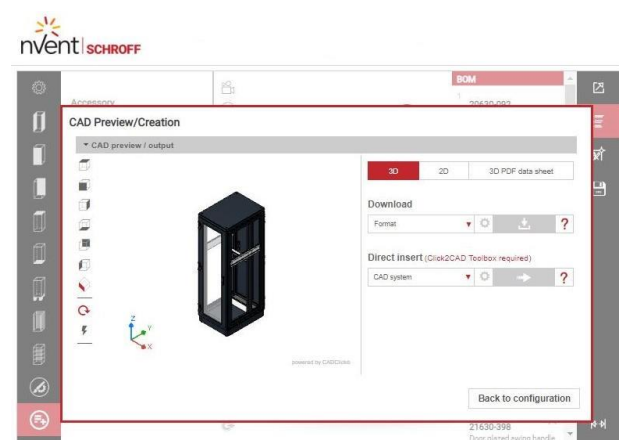
1. Start the configuration and select the dimensions of the frame



2. Select the external cladding parts like: Doors, side panel, top cover, base plate and plinth



3. Add further accessories, create the BOM



4. Create the 3D CAD of your configuration and save it

# Cabinets – Varistar CP Electronics

---



## **North America**

Warwick, RI, USA

Tel +1.401.738.1722

San Diego, CA, USA

Tel +1.858.740.2400

## **Europe, Middle East & India**

Straubenhardt, Germany

Tel +49 7082 794 0

Betschdorf, France

Tel +33 3 88 90 64 90

Warsaw, Poland

Tel +48 22 209 98 35

Hemel Hempstead,

Great Britain

Tel +44 1442 24 04 71

Lainate, Italy

Tel +39 02 932 714 1

Dubai, United Arab Emirates

Tel +971 4 82 38 666

Bangalore, India

Tel +91 80 6715 8900

Istanbul, Turkey

Tel +90 541 368 0941

## **Asia Pacific**

Shanghai, China

Tel +86 21 2412 6943

Singapore

Tel +65 6768 5800

Shin-Yokohama, Japan

Tel +81 45 476 0271

our powerful portfolio of brands:

**CADDY ERICO HOFFMAN RAYCHEM SCHROFF TRACER**



[nVent.com/SCHROFF](http://nVent.com/SCHROFF)